

In This Issue

PNR News and Announcements

- ◆ PNR President/VP Election — Nominations Update
- ◆ Oregon Rails 2026 — Update
- ◆ PNR Annual Membership Meeting — Saturday, May 16
- ◆ Puget Sound Express, 2027 NMRA National Convention—Update
- ◆ In Memoriam
- ◆ Listing of New PNR Members

Features

- ◆ Turntable and Roundhouse Storable Benchwork
- ◆ Trick Shots for Building Freight Cars, Part 4 — Doors
- ◆ Cars I've Built

Officer, Staff, and Division Reports

PNR Interchange

Timetable

Form 255
UNION PACIFIC RAILROAD COMPANY

SWITCH ENGINEEMEN'S DAILY REGISTER

Yard

19

JOB Work ed	Highest Runout Number	Left Round House or Side Track	SHIFT WORKED		Arrived Round House or Side Track	HOURS WORKED			Accumulated Miles	Explanation of Meal Period, Overtime, Delays, etc.
			Began Work	Quit Work		Meal Period	Straight Time	Over Time		

Illinois Central Gulf

Switchlist

YRS15, Friday, February 7, 1982

at: Reserve

Time: 7:15 AM Throttle

Operator: Drew Madore

Phone: 7-027

Company: UP 2701 Cabir: 19904

Train No. 3501p


At

Train No. 3501p



2026 OREGON RAILS

CAR	Initials	No.	Contents	Destination	Consignee	Tonnage	M.
1							
2							
3							
4							
5							
6							
7							
8							
9							
10							
11							



N.P. 1504
LOCAL SWITCH LIST

SWITCH LIST OF ALL WORK TO BE DONE BY CONDUCTOR

TRAIN NO. _____ ORS3

Duplicate	AT	STATION	INITIAL	NUMBER	CONTENTS	FROM
1						
2						
3						
4						
5						
6						
7						

IS SAFELY
ING



Editor:Greg Kujawa, MMR
406.589.6256Email: switchlist@pnr.nmra.org.

The Switchlist is the official publication of the Pacific Northwest Region, National Model Railroad Association, and is published quarterly in February, May, August, and November.

SUBSCRIPTIONS

The Switchlist is available free of charge online at the PNR website, pnr.nmra.org. PNR members with current email addresses on file with the NMRA will receive an email notice when the latest issue is posted.

CONTRIBUTIONS

Readers of *The Switchlist* are encouraged to submit news, articles, photos, and drawings about PNR activities past, present and future. Articles on other aspects of model railroading are also appreciated.

To assist you with article preparation, the PNR website has posted a set of [guidelines](#) for formatting and submitting articles, photos, and other material for publication in *The Switchlist*. This also includes a style guide and list of key terms that should be helpful.

The Editor reserves the right to accept, reject, and edit contributions as space, time, and suitability of material dictate. *The Switchlist* does not pay for articles.

Please email your contributions to the editor at switchlist@pnr.nmra.org. Deadlines for submissions are:

February 1
May 1
August 1
November 1

Complete staff and contact information is available in this newsletter and on the PNR website: pnr.nmra.org.

ADVERTISING

Non-commercial classified advertising will be accepted from PNR members at no charge as a member service. Email submissions to the Editor. Hobby stores that support model railroading may also include an advertisement. See the section titled "PNR Interchange" for more details.

© 2026 Pacific Northwest Region, National Model Railroad Association. Permission to reprint is granted to all affiliates of the NMRA. Others may request permission to reprint from the Editor. The NMRA is a 501(c)(3) not-for-profit educational organization.

All Aboard!

This edition of *The Switchlist* is being published a couple of weeks earlier than usual to give one last push for you to attend [Oregon Rails 2026](#), the PNR convention in Tigard, Oregon, in May. No doubt you've been getting the Constant Contact emails with the latest information and updates. But sometimes those emails may get lost or overlooked. So, be sure to read Dave Holden's update on pages 3-4 and visit the convention website. (Also check your inbox and spam folder.)

We are still in dire need of a candidate for PNR president. Nominations Committee Chair Shirley Sample says it's not too late to express interest or submit a name. See p. 2 for guidance on this. We have amazingly talented and capable people within our ranks. So, take a lesson from *The Little Engine That Could*. Say to yourself: "I think I can. I think I can." And then go for it. We'll all be right with you to help out.

On May 16th at 9:00 a.m. Pacific Time, and during the PNR Convention, the PNR's Annual Membership Meeting will be held. NMRA President Gordy Robinson will be joining the meeting via Zoom to give a special presentation. If you can't attend the convention in person, you too can join the meeting via Zoom. The meeting agenda and Zoom call link are on p. 5.

The Fourth Division continues to work hard on planning [Puget Sound Express](#), the 2027 NMRA National Convention being held in Tacoma. Check out the latest from Jim Landers on p.6. And be sure to take note that the committee is looking for clinicians. They'd really like you to fill out a short survey via the link on p.6.

One more regional announcement on p.7: Ed Molenkamp, 6th Division Superintendent since forever, among other notable positions held over the years, has been elected to represent Canada on the NMRA Board of Directors. Congratulations, Ed!

The *In Memoriam* section (p.8) lists PNR members who have recently passed away. Our deepest condolences go to their family and friends. Page 9 lists the PNR's newest members. As a reminder, please check the list of names and their home towns and reach out to welcome these folks through your division superintendent.

This edition of *The Switchlist* has three feature articles. The first by Brian Orysen (1st Division) describes how he designed benchwork that stores a turntable and roundhouse on his layout. The second article continues the series of tricks for building freight cars by Bob Parrish, MMR (3rd Division). And lastly, Andy Doll, MMR (3rd Division), shows us the amazing cars he built to earn his AP Certificate for Cars.

The PNR officer, staff, and division superintendent quarterly reports begin on p.19. This section starts out with President Jeff Herrmann's farewell address. If you get a chance, please thank Jeff for all the time and effort he has invested in our organization. Thank you, Jeff, and best wishes for continuing success in your new position within the NMRA!

We close out this edition of the newsletter with the PNR Interchange on p.28 and the list of upcoming events in the Timetable on p.29. Looks like lots of fun just waiting for us out there!

I look forward to seeing and meeting many of you at the convention in Tigard. Sharing this great hobby of model railroading with friends (both old and new) is one of the best benefits of NMRA membership. Take advantage of it whenever you can!

All Aboard!

As always, stay safe and happy modeling!

Greg Kujawa, MMR, Editor

PNR News and Announcements

PNR President and Vice President Election— Nominations Update

Shirley Sample, PNR Nominating Committee Chair

Time is running out! The nominating committee has been given a few names of people who may be interested in serving as either PNR President or Vice President. Our current Vice President, Bob Stafford has agreed to run again for VP. They will be or are being contacted to see if they would be willing to step up. If you are interested or know of anyone who might be interested, please ask that person or persons and send the information to the Nomination Committee—Robert Leatha (rleatha38@gmail.com), Brian Stokes (bstokesndp@gmail.com), or myself, Shirley Sample (shirley@busnws.com). My cell # is 509-991-2317 and home phone is 509-292-8332.

Although the April 15th deadline for nominations will have passed by the time you read this, we still need to have some prospects before the convention in May. So please submit names of potential candidates as soon as possible. Since time is getting short, we can do candidate profiles and publish them with ElectionBuddy. We know Jeff is a hard act to follow, but he will still be around for guidance if need be.

Oregon Rails 2026 Update

Dave Holden, Convention Committee Chair, 2nd Division

There is a special kind of magic that happens when dozens of hobbyists descend upon a hotel convention center, lugging boxes of delicate structures and fine-tuned brass or scratch-built rolling stock. To the uninitiated, a model railroad convention looks like a simple gathering of enthusiasts. To those behind the throttle, it's a logistical symphony—the culmination of hundreds of hours (if not thousands) of meticulous preparation.

The Convention Committee has been as busy as the Beaver State's namesake animal to make this all happen. Time is passing quickly (perhaps a little too quickly), and it will soon be time to throw open the doors of the Embassy Suites Hotel in Tigard, Oregon, to welcome guests to the Pacific Northwest Region's 2026 convention, [Oregon Rails 2026](#).



Among the activities that will be featured at the convention:

Swap Meet

Join us in the Embassy Suite's Crooked River Room on Friday, May 14, from 3:30 to 7:30 p.m. for a swap meet featuring items for sale by convention attendees along with a limited number of invited vendors. We have five-foot tables to rent at \$20 for a full table or \$10 for half. Due to available space, each person/group will be limited to two (2) reserved tables. Any remaining tables will be made available on a first come, first served basis the day of the show. For more information, contact the Clinics Chair at 2026clinics@2dpnr.org.

Layout Tours

Seventeen layouts, including five outdoor railroads, will be available as part of the layout tours offered to convention attendees on Friday, May 15 from 1:30 to 5:00 p.m. and Saturday, May 16, from 12:30 to 4:30 p.m. The greater Portland area has a thriving outdoor railroad community. The [Rose City Garden Railway Society](#) organizes a summer tour that attracts over a thousand visitors. Two examples of these layouts that will be open to visitors during the convention include the G scale Bearspaw Southern Railroad, built and operated by Warner Swarner, MMR; and Staver Locomotive Works, which features an indoor 1:32 scale live steam layout built by Larry Staver.



The G scale Bearspaw Southern Railroad, built and operated by Warner Swarner, MMR.



The 1/32 scale Staver Locomotive Works, built and operated by Larry Staver.

Among the scale indoor layouts is Charlie Comstock's fantastic HO Bear Creek and South Jackson:



A couple of scenes on Charlie Comstock's .Bear Creek and South Jackson HO scale layout.

Oregon Rail Heritage Foundation (ORHF) free access

The Oregon Rail Heritage Center in nearby Portland will offer free admission between 1:00 and 5:00 p.m. on Saturday, May 16, to convention registrants who show their badges at the door. In addition to the iconic Southern Pacific 4449 Daylight 4-8-4, the collection includes the SP&S #700 4-8-4, the Union Pacific #3203 4-6-2, and the recently installed, fully operational turntable. This is one of the finest prototype rail experiences in the US today. For information, please go to <https://orhf.org/>

Beaverton Modular Railroad Club

The Beaverton Modular Railroad Club is one of the oldest modular model railroad clubs in the greater Portland area. Originally housed at the Alpenrose Dairy, they lost their home when the dairy's owner passed away. The club still operates whenever and wherever they can. They will set up their modular layout in the Rogue Room at the Embassy Suites Hotel Friday afternoon. They will be operating until 4:00 p.m. on Saturday.

In a nutshell, we have so many ways for you to get your hands dirty, it would be a shame to not have hands in the mix. If you haven't registered, now is the time to do it. There are plenty of rooms available at the convention rate, but only until May 1st, after which rooms will be available at the hotel rate based on availability.

Don't miss out!

**Pacific Northwest Region, NMRA
Annual Membership Meeting and Zoom Call
Saturday, May 16, 2026, 9:00 AM PDT
Embassy Suites Hotel, Tigard, Oregon**

Jeff Herrmann, MMR, PNR President

Zoom Meeting connection link and details are below Agenda.

NOTE: NMRA President Gordy Robinson will be joining the Zoom call.

Agenda

Opening Comments: Jeff Herrmann, PNR President

- Welcome
- Introduction of PNR Officers and Division Superintendents

Office Manager's Report and Membership Update: James Keena, PNR Office Manager

- Approval of Minutes for 2025 Annual Membership Meeting

Special Presentation: Gordy Robinson, MMR, NMRA President

Announcement of 2027 NMRA Convention in Tacoma: Robin Peel, Magnus Christerson, Convention Co-Chairs

Update on Achievement Program: Bill Fassett, PNR AP Chair

Closing Comments: Jeff Herrmann

Zoom Meeting Details

Time: May 16, 2026 09:00 AM Pacific Time (US and Canada)

Join Zoom Meeting

<https://us02web.zoom.us/j/82827636188?pwd=26Lb5aGAIJWPTBCDs7MljcqlohzEXP.1>

View meeting insights with Zoom AI Companion

<https://us02web.zoom.us/launch/edl?muid=521dab93-b105-4573-9549-b2cb2792ee98>

Meeting ID: 828 2763 6188

Passcode: 474656

One tap mobile

+16699009128,,82827636188#,,,,*474656# US (San Jose)

+17193594580,,82827636188#,,,,*474656# US

Join instructions

<https://us02web.zoom.us/meetings/82827636188/invitations?signature=HW5fYv5tRuqZOWeTqhxTGB8yoEupx-A8lWNSPgqffhc>

NMRA National Convention 2027, Tacoma, Washington August 10-15, 2027

Jim Landers, NMRA National Convention 2027

Tacoma has a powerful railroad story, and another page will be written when Tacoma hosts the NMRA's 2027 national convention.

[PSX2027](#) will take place Tuesday, August 10 until Sunday, August 15, 2027, at the Greater Tacoma Convention Center. From the center's steps, you can see the Beaux-Arts masterpiece Tacoma Union Station just across the street. It was designed by one of the same firms that did the New York Grand Central Terminal, and its brick arches and soaring copper dome show a grandeur shared by both of these early 20th Century temples to railway travel.

A short streetcar ride up the hill takes you to the Northern Pacific Office Building. Built in 1888, this stone, brick, stucco, and iron structure on a bluff offers commanding views of a rail yard, Puget Sound, and the breathtaking 14,410-foot snow-covered mass of Mt. Rainier.

Tacoma was the western terminus of the Northern Pacific and the Milwaukee Road. These two transcontinental railroads shared tracks in Tacoma with the Great Northern and the Union Pacific. Today, UP and BNSF freights muscle through Tacoma along with Amtrak and Sounder passenger trains.

At the convention, speakers and clinics cueing off the theme of **Expand Your Horizon** will talk about the future of model railroading, new techniques, and technologies and how the NMRA intends to stay in the forefront of our hobby.

Speaking of clinics, as follow-up to the email we sent to all PNR members via Constant Contact on February 12th, and in case you missed it, we are beginning our planning for clinics to be given at the convention. Our early estimate is that we need at least 50 clinicians (subjects).


We are currently conducting a survey to help create a dynamic and varied offering for all of our guests. Please click on the link below to fill out a short six-question survey. We look forward to hearing from you and seeing you in Tacoma in 2027.

<https://forms.gle/ZYmojVWq2SMuuENT7>

Besides a wide variety of clinics, we will look at dozens of layouts in the Tacoma-Seattle area. The **National Train Show** will cap the convention activities on Saturday and Sunday.

Preparations are well underway for the convention, with early registration discounts opening soon. See our website at 2027.nmra.org.

We will have a speaker at the PNR Tigard convention as well as an information table. Come and see us!



Ed Molenkamp New NMRA Canada Director

Peter Ulvestad, PNR Webmaster, 6th Division

Congratulations to Ed Molenkamp on his election as Canadian District Director to the National Board of Directors of the National Model Railroad Association.

Ed brings a long and distinguished record of service to this role. Nationally, he has served as Vice-President of NMRA Canada and as President of NMRA Canada. In these roles, he instituted regular Zoom sessions for the administration of business, improved financial transparency, and helped promote virtual engagement opportunities for the membership. Within his Region, he has been Superintendent of the Pacific Northwest Region's Sixth Division for 18 of the past 22 years. As Division Superintendent, Ed has demonstrated exceptional leadership. Under his guidance, the Sixth Division has become a leader in recruitment for the PNR, helping to grow and strengthen the organization. Locally, over the years, Ed has served in various roles with the Edmonton Model Railroad Association and is currently President of the Mainline Model Railroaders Fellowship (MMRF) in Edmonton.



Throughout his service, Ed has been a strong advocate for modellers across the country. He played a key role in securing revisions to the NMRA Liability Insurance policy—an important change that ensured coverage meets the needs of Canadian and United States-based Regions, Divisions, and clubs.

Ed's dedication, leadership, and commitment to the NMRA community make him exceptionally well suited for this new role.

The PNR congratulates Ed and looks forward to his continued leadership at the national level.

NMRA Video Library

Did you know the NMRA Video Library has over 150 videos of clinics that were presented at National Conventions from the last 30 years. Virtually every model railroading topic you can think of has been covered ... from scenery to operations to prototypes to electronics. If you missed the last few decades of National Conventions, you can still see some of the best clinics around.

Just log into www.nmra.org as a member, click on "Member / Member Home" and click on the big red box that says "Watch Clinic Videos" next to the photo. It's that easy!

The *NMRA Turntable* makes the Internet a little smaller.

If you're spending hours doing Internet video searches, you're wasting valuable modeling time! The *NMRA Turntable* brings the best of the best model railroading videos to your email box every month. It's one more benefit of NMRA membership!

If you're not receiving it, contact NMRA HQ and make sure they have your current email address.

In Memoriam

This section is dedicated to the remembrance of those members of the NMRA Pacific Northwest Region whom we have lost over the past year. We extend our deepest sympathies, thoughts, and prayers to their families and friends. We will sincerely miss the fellowship of these folks and all their contributions to the NMRA and hobby.

Deceased Members of the PNR — April 2025 through March 2026

Month Reported	Div	Last Name	First Name	City/Town	State/Province	Special Recognition
April 2025	6	Clarke	DG	Calgary	AB	Life Member
May 2025	4	Johnson	Patrick	Seattle	WA	
	3	Plies	Ron	Boise	ID	MMR #409
June 2025	4	Brown	Dean	Lynnwood	WA	Life Member
	7	Hazel	Gary	Salmon Arm	BC	Life Member
July 2025		None				
August 2025		None				
September 2025		None				
October 2025		None				
November 2025	2	Hagen	James J	Ocean Park	WA	Life Member
	3	Smith	Warren	Meridian	ID	MMR #739
December 2025	4	Linthicum	Ron	Graham	WA	
	4	Meeds	Allen L	Federal Way	WA	
	7	Schouten	Neal J	Nanaimo	BC	Life Member
	7	Dance	Mark	Vancouver	BC	
January 2026	4	Barrett	Tom	Port Orchard	WA	
	4	Powell	Thurlow R	Granite Falls	WA	
February 2026	2	Steele	Robert	Portland	OR	
	6	Davis	Glenn	Cochrane	AB	
March 2026	2	Waite	Gary	Salem	OR	Life Member

Have you changed your address or other membership information?

Notify NMRA Headquarters
 email: hq@nmra.org
 Phone: 423-892-2846 (8 a.m.–4 p.m. ET)
 Mail: P.O. Box 1328, Soddy Daisy TN 37384-1328

New PNR Members

February 2026 – March 2026

We extend a warm welcome to all new members of the Pacific Northwest Region, NMRA. Those listed below have joined the PNR over the past quarter. If you do not see your name listed, please be patient. Your membership is likely still being processed.

We are especially happy to welcome our new Rail Pass members (*identified in blue text*). We recognize that you are with us on a trial basis and we will have to work hard to convince you to stay with us. Please make sure to contact your Division Superintendent promptly (listing at the end of this newsletter) so you can be included in all Division activities.

Current Members: Please review this list for anyone living near you and consider initiating a connection with them through your Division Superintendent.

Div	Last Name	First Name	City/Town	State/Prov	Div	Last Name	First Name	City/Town	State/Prov
01	Rong	Eugene	Coos Bay	OR	05	Turk	Max	Valleyford	WA
02	Hester	Brian	Gresham	OR	05	Maxwell	James	Missoula	MT
03	Bavelock	Chris	Eagle	ID	05	Crossman	Andrew	Spokane	WA
04	Belshaw	Paul	Redmond	WA	06	Jakson	Adam	Sherwood	AB
04	Danielson	Sean	Everett	WA	06	Milley	Cody	Edmonton	AB
04	Nichols	Jack	Bothell	WA	06	Syme	Edison	Edmonton	AB
04	Shields	Aiden	Lake Tapps	WA	06	McConnell	Mark	Edmonton	AB
04	Sanlo	Ronni	Sequim	WA	07	Kabesh	John	Delta	BC
05	Klaeui	Maia	Coeur d'Alene	ID	07	Kroeker	Edward	Langley	BC
05	Denis	Mark	Great Falls	MT	07	Watson	Daniel	Vancouver	BC
05	Smith	David	Colbert	WA	07	Watson	Daniel	Vancouver	BC
05	Parker	Jeffrey	Spokane	WA	07	Marshall	James	Abbotsford	BC

Attention All PNR Members!

Have you taken the PNR Survey yet?

Even though you may no longer consider yourself a "new" member of the National Model Railroad Association, we need your input to help us develop and plan programs, events, and activities that meet your needs as a member of the NMRA in your area. Please take just a couple of minutes to fill out our on-line survey at:

<https://www.surveymonkey.com/r/K98F93Q>

Thank you in advance for participating in this survey to help the PNR deliver benefits to you!

Features

Turntable And Roundhouse Storable Benchwork

Article and photos by Brian Orysen, 1st Division

I am modeling my HO layout in the transition era with no specific location for operations with multiple industries. There will be times that only diesel locomotives will be operated, so the turntable and roundhouse will not be needed during those sessions.

The turntable is a Walthers model that I acquired at a swap meet. The roundhouse is also a Walthers model that is a roundhouse with an extension kit. The kits were given to me in a moving box partially assembled. I had to do resurrection of both kits.

Due to the footprint of a HO scale 130-foot turntable, 6-stall roundhouse capable of storing a Big Boy locomotive, along with outside storage tracks, I needed to figure a way to limit its footprint.

So I designed an assembly to detach and fold down and slide in under the layout benchwork. Rather than special ordering expensive drawer slides long enough to slide out from under the layout, I purchased used drawer slides from our local second hand building supply store and made framework that telescoped.

Figure 1 is an overhead view of the table in the operational locked position. Besides the roundhouse, turntable, and storage tracks, there is an office building and storage and delivery area.

Figures 2-4 display the table in the unlocked and retracted position (Figure 2), the down position (Figure 3), and the stored position under the layout benchwork (Figure 4).

In figures 2 and 3, the pictures display the side of the table framework with 2 of 3 pair of drawer slides that were used with a box framework for the telescoping capabilities.




Figure 5 displays the side of the layout benchwork, where the table locks and receives DCC and DC power via metal power strips behind the drilled fascia panel.

Figure 6 is a close-up view of the spring lock and alignment pins I built that only need a quarter turn to lock into the layout benchwork.

Figure 7 displays the spring-loaded power pins assembly I built for the DCC and DC power connections. I opted this way instead of making a plug-in assembly.

Figure 8 displays the office building with the turntable controls inside the structure. I did this because the turntable controls had to be installed on top of the table due to the storage capability and I didn't want it visible when the assembly was in use.



In conclusion, I still have more detail work to do on the table assembly.

Trick Shots for Building Freight Cars—Part 4

Article and photos by Bob Parrish, MMR, 3rd Division

Editor's Note: Here is Part 4 of a series of articles by Bob Parrish, MMR. Subsequent parts will be published in future issues of *The Switchlist*. Bob provides additional advice that is posted as free downloadable PDF files on the [LaBelle Woodworking](#) website. These files are under the tab labeled [8 - Hints and Pointers](#).

Part 4—Door Construction

This is Part 4 of a multi-part series where I discuss some easy ways to build box cars or refrigerator cars. These ideas should be useful for either craftsman kit building or scratchbuilding with wood. Some ideas may also translate into styrene.

In Part 1, I discussed the construction of the basic box necessary for either type of car. Part 2 provided some tips on adding the siding and trim. Part 3 described an easy way to add roof walks that have a distinct “see through” appearance. In Part 4, I show how I have built several types of doors.

In the era I am modeling and demonstrating here, there were not too many options for attaching the sliding doors of boxcars. There are, however, a number of ways of modeling them. The upper door guide system was essentially the same design — a pair of roller wheels hanging from a track rail and hidden by a board that came down from the fascia board of the car body. Figure 1 shows this upper door guide modeled on three boxcars. But each model has a different, but common, system for the lower door guides.

The top car in Figure 1 has simple cleat guides at the bottom of the door and the stops. The middle car has a board covering the lower cleats. The bottom car in the photo shows a third type representing an unprotected metal roller system. Although they took a beating, they were very common. I will discuss the construction of all three guide systems.

In the first of the systems, the entire weight of the door was held on the upper track and the lower cleats were hardly more than a guide system. You can see on the top car in Figure 1 that track spikes work well to simulate the lower door cleats. I drove the spikes through the car siding and into the solid wood car floor. I also used track spikes as door stops for all three systems.

The second system had a covering which shielded the lower cleats from freight dock damage but still supported little of the door's weight. This may be modeled simply by cutting a piece of stripwood that matches the length of the upper board and gluing it to the bottom of the door. But prior to gluing that board, first install a standoff for the board's free end by stabbing a spike through the car siding and into the solid wood floor similar to the lower door cleats in the first system.

The third system had an exposed metal rail with roller wheels that helped support the door's weight. This design also was a casualty of freight dock damage. All three door systems demanded high amounts of maintenance.

The metal rail of the third system was essentially a long strip of plate steel anchored to the lower car side with a series of 4- or 5-inch-long standoff bolts and castings. Modeling this third system is more complex but I decided that I could do this. First, I made the standoffs from 0.020 brass wire and located them on 2-foot centers extended over the entire travel of the door (Figure 2).




Fig. 1. All three boxcars shown here have similar upper door guides and door stops, but the lower door guides represent different designs.




Fig. 2. This photo shows the brass wire standoffs installed.

Here, the wires are installed low enough on the car side to be anchored into the solid wood car floor. This makes them pretty stable when reduced to HO scale. Each wire is cut to the same height off of the scribed siding and then tinned with a dab of solder. I use liquid flux so as to not heat the wires so much that they scorch the wood siding.

Next, to make the lower rails, I cut 0.005" sheet brass into narrow strips with an X-ACTO® blade along a metal straight edge ruler. It's tough on the blade but it really works well. Cutting the brass with scissors just bends the strip into a spiral.

Figure 3 shows each side of the brass strips. The upper right strip will be the outside and includes simulated bolt heads which are nothing more than small impressions embossed from the back side. Any small point will do and just pressing is adequate. Little need for a hammer. The spacing of the embossed bolt heads matches the locations of the already installed standoff wires.

The other strip is the back side and you can see that each embossed bolt location has a dab of solder. Now, this is what makes this simple. When ready to be soldered, touch some liquid flux again on each wire standoff. Then place the strip where you want it on the standoffs and apply a bit of heat (Figures 4 and 5). This goes so fast that you won't even get your fingers hot. Use a small screwdriver to hold things in place until cool.




Fig. 3. Thin brass strips are used to model the metal rails. The upper right strip shows the embossed bolt heads.




Fig. 4 and 5. Close-up shots of the brass strips soldered to the wire standoffs.

These rails are amazingly durable. After soldering, you can use a small nipper to cut off the tag ends or turn them at a 90 degree angle back toward the wood side panels.

Figure 6 shows the rail's distance off of the wall. The last step is shown here, which is about leveling of the rail. The standoff wires can be pushed in or out so that the rail is parallel to the car side.

These are the little things that will get a model to a merit award. None of them are tough. Just take some time and experiment with some of these ideas.

In the next part, I will talk about trick shots on forming and installing grab irons.




Fig. 6. Another shot of an installed rail. Now the rail can be fine-tuned to ensure it is parallel to the car side.



Fig. 7. Here's an example of a boxcar with door guides and door stops installed and painted.

NMRA Model Railroad Directory

Whether you're at home or traveling, you can contact other NMRA members for a layout tour, to talk trains, or even to join in an op session! There are maps, descriptions, photos, videos, and more. And it's only available to NMRA members.

Visit www.nmra.org, click on "Membership/Membership Benefits," then scroll down to "Model Railroad Directory." You will need to log into your member profile to see layouts in the Directory or to list your own layout. Join in the fun!

PNR Constant Contact Resubscribe

Any member who has elected to unsubscribe to the PNR Constant Contact direct email may resubscribe, but Constant Contact only allows this to be done once for each member. Here are the instructions to resubscribe:

1. Send an email to your division superintendent with your name, NMRA #, email address, and a request to resubscribe.
2. Division superintendents will send this information to the PNR Office Manager who will then send the resubscribe Constant Contact request to the member.

Cars I've Built

Article and photos by Andy Doll, MMR, 3rd Division

Even though the NMRA and I are the same age, I was not aware of its existence until 2003 when I became a member. My awareness of the Achievement Program (AP) occurred a couple of years later when I attended my first NMRA National Convention in Seattle. In fact, I had not yet even met another member in the Third Division. In July 2005, I wrote a letter to the Editor of the NMRA's *Scale Rails* magazine, and it was published. In that letter, I expressed an interest in seeing photos of cars and structures built by Master Model Railroaders® to meet the requirements for their AP certificates. I even suggested that photos might be included as part of their magazine published biographies. Well, I thought perhaps I should follow through on my own suggestion to the *Scale Rails* Editor. So, follow along as I describe my journey, car by car, towards earning my Master Builder—Cars certificate.


In 1950, I saw my first *Model Railroader* magazine on the magazine rack at the local drug store. I have often wondered how that magazine, with its limited circulation, happened to find that rack in a town with a population of 2,500. The druggist, a friend of my father's, agreed to hold a 35-cent monthly issue under the counter for me since an annual subscription was way beyond my financial ability.

My creative spark was ignited five years later when my February 1955 issue of *Model Railroader*, now under subscription, arrived in the mail. At the time, the magazine was running a monthly series of construction articles called the "Dollar Car Project." February's issue had assigned the development and construction of a Drop Center Flat Car to two of its staff members without the knowledge that they were competing with each other.

Gordon Odegard was to build the flat car using balsa wood and cardstock, while Irv Winer was to use a molded plastic method. I thought that both were winners; however, the balsa wood and cardstock appealed more to my construction abilities at the time. Thus, my first car build was attempted and finished (Figure 1). Looking back those many years ago, I realized that my fingers were so much steadier and I could actually see the small parts like the cardstock gussets. In the NMRA Achievement Program (AP), this car was one of the three non-Merit Award cars which were part of the eight cars needed to meet the requirements of the Master Builder—Cars certificate.

My second and third cars were built 38 years after that flat car. These were a pair of hot metal bottle cars numbered 35 and 58 (Figure 2). I took these two cars to the 2013 Pacific Northwest Region Convention held in Boise, Idaho. They were not entered for AP evaluation but rather in the popular vote contest.


I had read in some older model magazine about a unique weathering technique for steel mill cars. Artist's gesso was dabbed onto both sides of the opening and tapered down to the bottom. While the gesso was still slightly wet, fine brown track ballast was poured onto it. You would probably have better results if you let one side dry completely before attempting the other. Once dry, use your favorite weathering chinks to make the spilled steel/slag look totally rusted and burned. Figure 3 shows the result of this method. When Jack Hamilton, the PNR's AP Chair, saw them, he signed off on them as two of my non-Merit Award AP cars.



In 2012, I traveled back to my hometown, Port Allegany, Pennsylvania, to attend my high school reunion. As I sat in my motel one evening, I was reading the brochures on my bed table. One of them detailed all of the “must see” attractions along Route 6, the scenic way to travel across northern Pennsylvania. And there it was, a picture of a fully restored Barnhart log loader at the Lumber Museum of Pennsylvania in Galeton, just 28 miles from where I sat in my motel room.

After an early breakfast the next morning, I went off to the museum. I could hardly believe what a massive creature it was when you are standing on the ground looking up at it. Since there were 218 Model 10 log loaders built from 1886 to 1927 by the Marion Steam Shovel Co. in Marion, Ohio, it was easy to imagine that one or more had been operated by three of my great grandfathers who had been very active in various capacities of the lumbering industry in Northern Pennsylvania during the 1880s and 90s. One of my great grandmothers was a lumber camp cook, although I’m fairly certain she had nothing to do with the Barnhart.

Leaving it up to the reader to decide for his/herself whether the Barnhart is a car or a structure, I opted to build two log loader flat cars (Figure 4). While at the museum, I took many pictures to aid in my car building project. I met Sam Swanson, MMR, at the 2004 National NMRA Convention in Seattle and followed his work in almost every model railroading magazine. I consider him to be one of the best modelers at work in the hobby today. I borrowed the technique from him of coating both sides of cardstock with CA cement to give it the functionality of rolled steel. This I used extensively in the undercarriage of my two flat cars, thus honoring the motto of the Third Division, “We steal from the best.”




These were my first two AP Merit Award cars, scoring 89 points each at division level in 2014. Five years later, these cars were entered for judging at the 2019 NMRA National Convention in Salt Lake City where they again earned 89 points and Third Place in the Scratchbuilt Non-Revenue car category. Figure 5 shows a model of a Barnhardt Loader mounted on one of the flat cars. I have to acknowledge that the beautiful Barnhart Loader model was donated to me by my good friend Bob Parrish, MMR.

Just before the COVID pandemic began, the Third Division was planning to have a special model contest at its Spring Meet on the 4th Saturday of March. It was supposed to be whatever would fit in a 10”x10”x10” cube. My cube was ready to be shown at the meet that never happened. For our Spring 2024 Meet, we had a 12”x12”x12” category. Obviously, my cube fit that category, so I entered my all-built diorama (Figure 6). I was lucky to come away with the award for 1st Runner Up to Best in Show, having to compete against some very skilled modelers.

While browsing through some old *Model Railroader* magazines, I found construction plans for a very unusual “Rolling Coaling Facility” by Eric Lundberg in the August 1979 issue. The Lake Superior & Ishpeming RR actually had four of these cars in use at one time. On my model, the coal chutes raise and lower and the chute doors open and close (Figure 7). This car earned my third Merit Award with a score of 98 even though, as the judge pointed out, one of my board-board sticks still proudly displayed its printed bar code.



Next in line for construction was my passenger car. I decided that it would be a drovers' caboose. I went searching the internet looking for a suitable prototype. My caboose was modeled after a M-K-T/KATY caboose from a picture downloaded from the KATY Railroad Historical Society; a July 1984 *Railroad Model Craftsman* article "Scratchbuild a KATY Caboose," and my own modified plan. I lengthened the car to 40 feet as though it had been repurposed from an outside braced boxcar. My thinking was that the longer car would not only carry more passengers, but also more baggage and freight. Finally, the car was lettered for my P & NW, Pennsylvania & North Western RR. The caboose earned 92 points and my fourth Merit Award (Figure 8).



One more car to go. I re-read NMRA's *Scale Rails* magazine 2008 "Year of the Master Model Railroader" articles. I found the plans for a very cool reefer that I decided would be my eighth car. This car used more detail parts than any other I'd built or would build in the future. The highlight for me was creating my own decals and having them work the first time. This car was also lettered for my Pennsylvania & North Western. The reefer earned 98 points and my fifth Merit Award and completed my Master Builder – Cars AP certificate (Figure 9).



Two other cars that I built after earning the Cars certificate are MOW cars that became part of my 12-car work train. Tom Waters showed me a picture of a MOW lumber car he took at the PNR Convention in Salmon Arm, British Columbia. The car is so unique I knew I had to build one (Figure 10). The other car is my MOW office and power tool workshop (Figure 11). For the lumber car, I scaled my plans from the picture. And for the office, I had a little building that was exactly the same width as one of my unused flat cars. That was probably one of the fastest cars I ever built.

I hope this article inspires at least one of you to begin or continue your journey in the Achievement Program. If you already are a Master Model Railroader, then please consider sharing a few photos of your car or structure models in *The Switchlist*.





NMRA Partners

NMRA members can log into <https://www.nmra.org/partnerships> for links to all our partners who offer fantastic discounts! Remember, you need to be logged into our site as a member to see the codes! **Newly added partners are in red.**

18ten Designs	ITLA Scale Models	Locomotive Works
Bespoke Rail	K.I.S.S. Method Inc	RailroadKits & Microlumina
CatzPaw Innovations	Klawndyke	Ram Track
CB Train Junction	LaBelle Woodworking Co.	RR-CirKits
Clever Models LLC	LARC Products	Scale Model Plans
CMR Products LLC	Leavin' A Mark Engraving	Scale Railroad Models
Coastmans Scenic Products	Lineside Details	Scenery Solutions?
Composite Designs, Inc	Logic Rail Technologies	Showcase Miniatures
Conowingo Models	MAC Rail	T-TRAK by Denniston
Cowcatcher Magazine	Marker Tree Creations	Team Track Models
Dark Sky Modules LLC	Micro-Mark	The Book and Bell
Daylight Sales	Mid-South Hobbies	The Model Railroad Benchwork Store
Deepwoods Software	Mine Mount Models, LLC	The N Scale Architect
Deluxe Materials	Miniprints	The Old Depot Gallery????
Diorama Hobbies	Mississippi Agriculture & Forestry Museum	Third & Townsend Models
DVL Design LLC	Model Train Catalogue	Tichy Train Group
Dwarvin Enterprises, Ltd.	Modelers Decals & Paint	Touch of the Brush Model Weathering
East Coast Circuits	Motrak Models	Train Installations, LLC
East Plainses Weathering Co.	MRC (Model Rectifier Corporation)	Train Show, Inc
Enterprise & National Car Rentals	MrTrain.com	Trainmasters TV / Model Railroad
Evan Designs	Mudd Creek Models	Hobbyist Store
EZTronic	New Creations Victorian Railroad	Trainz
Feight Studios	Buildings	TSG Multimedia
Fusion Scale Graphics	Nick and Nora Designs	UGEARS
Gatorfoam	Northlandz	USA Airbrush Supply / Badger Airbrush
Golden Spike Hobbies	N Scale Works	Wallace Locomotive Works
Great Decals!	Old Depot Gallery	White Rose Hobbies, LLC
Green Frog Productions	Old West Scenery	WiFi Model Railroad LLC (AKA LocoFi)
Highways and Byways Model Railroad Graphics	Precision Model Railroad	Yelton Models
Hot Wire Foam Factory	R & J Details	
Ipswich Hobbies	R. Duck Woodkits, LLC and R. Duck	

Do you have "excess" model railroad equipment, kits, or supplies?
Searching for that "special run" or hard-to-find locomotive?
Looking for prototype or historical photos, track diagrams, or other information?
Place your classified ad in the PNR Interchange and connect with fellow PNR members!

Officers' Reports

From the Engineer's Side of the Cab

Jeff Herrmann, MMR, PNR President

Well, it has been a fun ride!

At the conclusion of the 2026 PNR Convention, Oregon Rails, I will be wrapping up my time as PNR President and welcoming a new set of officers for our region. Please know how honored and humbled I have been to serve!

I consider myself blessed to have been able to work beside such a talented and generous group of leaders in our region and each of the divisions over the past six years.

As PNR President, my focus has been to find ways to enhance the value of NMRA membership through the divisions and grow membership. I firmly believe that it is our duty and responsibility as leaders in the region and divisions to bring the benefits of membership to all members and to execute NMRA programs for the benefit of the members. Achieving a "personal connection" between every member and the Association has been paramount. My goal has been to help divisions create a personal relationship with each member, sharing, at its core, our mutual enjoyment of the great hobby of model railroading! While it is still too early to claim success, I believe that we have begun to move the needle in the right direction.

Here are a few examples of things our region has initiated over the past few years to help divisions succeed:

Pathfinder Program. We link every new member in the division with a Pathfinder (think of it as a mentor or "big brother") to help establish a welcoming environment that leads to engagement and continued involvement.

Selective Leadership Recruitment Developed training on how to overcome our fears and rethink the way we look for and recruit volunteers... to put our division in a better position to move forward from merely surviving to thriving!


Achievement Program. We have recruited and trained a new team of AP Managers and evaluators at both the region and division levels. They have been quite successful at finding "low hanging fruit" for Golden Spike and AP Certificate awards and are actively encouraging members to engage in the AP. Our region has led NMRA in the number of AP Certificates earned over the past couple of years.

Modeling With The Masters Instructor Certification. We developed a Region-level Modeling With The Masters instructor Certification program that will take the MWTM program on the road around our region and make it more convenient and less expensive for our members to participate.

As I leave this post, I won't be going very far away! I was recently elected to serve a three-year term on the NMRA Board of Directors as Regional Advisory Council (RAC) Director. The term will begin in July 2026. In this capacity, I will be helping develop policies for the benefit of all NMRA members and maintain liaison between the Regions and the NMRA through the use of the RAC that is comprised of the 17 NMRA Region Presidents. My specific role will be to keep the NMRA informed of Region issues and desires and to the NMRA such recommendations as are made by Region members.

If you have some ideas you would like to share or think that I can be helpful in getting NMRA members more engaged or expanding our membership in your area, let me know. My focus, and that of our NMRA Board of Directors, is to find ways to enhance the value of your NMRA membership.

I wish each one of you good health and clear tracks ahead! I am humbled and excited to have served as President of Pacific Northwest Region.



From the Fireman's Side of the Cab

Bob Stafford, Vice President

Sometimes it feels as if we are beating against the side of a dead steam locomotive. Not only are the PNR and the NMRA experiencing membership losses. Every organization I know of that has been around for a long time is also experiencing a decline in membership.

To retain membership and grow it, the membership must feel they are receiving something of value for their dues. Mike Stepner, 4th Division Superintendent, shared his experience upon joining the NMRA. He was in the Denver, Colorado, area and wished to join a local N scale model railroad club. NMRA membership is required to join this N-scale club. So Mike joined the NMRA as a requirement to become a club member.



Mike never received any information about any Rocky Mountain Division activities happening in the Denver area. When Mike asked the guys at the club what activities the NMRA offered to members, they said they didn't know of any. When he asked if the NMRA had a local meeting, someone thought that meetings were held at the railroad museum in Golden. But they had no idea when the meetings were held. Throughout his time in the Denver area, no one from the NMRA contacted him. He was not involved in any NMRA activities.

Mike moved to the Seattle area. After he submitted a change-of-address form to the NMRA national office, he received an email from the local NMRA division welcoming him to the 4th Division of the Pacific Northwest Region, including information about Division-sponsored events and contact information for the Division officers. Mike became active in local model railroading activities thanks to his contacts with the 4th Division. Later, he became a member of the Division's Board of Directors. Today, he is the Superintendent of the 4th Division, all because someone took the time to reach out to him.

Does your division have a process in place to reach out to the new members when they become part of your division? Do you follow up when someone doesn't renew? Often, the lack of a renewal is due to their just forgetting to do so. That reminder that their membership has expired will result in their renewal. Just have someone contact the members and keep them informed of activities they can participate in. Give them a dues reminder. These things can give the NMRA member a sense of belonging and that they are valued, that someone does care. And these little things may be just what they need to stay active.

Treasurer's Report

Dave Liesse, Treasurer

Our ending balance as of 3/31/26 in the US Fidelity accounts is \$15,986.05. We have CAD \$15,659.52 in the Canadian accounts.

There were no expenses paid in the first quarter due to the changeover in the Treasurer position. While having our accounts at an investment custodian is great for income and expenses, changing signers on the account requires almost as much paperwork as opening a new account! The accumulated reimbursement requests should be taken care of by the end of the first week of May (hopefully sooner).

We also have received our semiannual distribution of dues from the NMRA, but unfortunately it arrived in the height of tax season and distributions to the divisions have also been delayed slightly. Those will also come at the same time as the reimbursements, and Larry Sebelley will make the Canadian distributions at the same time.

Not getting the *NMRA eBULLETIN*?

Either your SPAM filter is blocking it, or you need to update your email address with the NMRA. Have HQ update your address at: <http://www.nmra.org/customer-service-request>

Office Manager's Report

James Keena, Office Manager

This report to the members of the Pacific Northwest Region, NMRA, covers the months of April 2025 through March 2026. The April 2026 numbers weren't yet available to include in this report. As you can see in Table 1, the Pacific Northwest Region, which consists of seven (7) Divisions, currently has a total of 1,357 members, of which 21 are Rail Pass members. Unfortunately, we had a loss of 17 members due to death. These members are listed in the *In Memorium* section of the newsletter.

Table 2 shows that we brought in 115 new members over this same period, of which 23 are Rail Pass members.

Remember --Membership retention is the job of every member!!

Much of this report (Tables 1 through 4) centers on the relationship when individuals come on board as a new member and the time they go on the 30-60-day Past Due Reports. Look at the tables to see how your division is performing.

Table 1. Membership showing Rail Pass (RP) portion by Division

Div	Apr-25 Mem RP	May-25 Mem RP	Jun-25 Mem RP	Jul-25 Mem RP	Aug-25 Mem RP	Sep-25 Mem RP	Oct-25 Mem RP	Nov-25 Mem RP	Dec-25 Mem RP	Jan-26 Mem RP	Feb-26 Mem RP	Mar-26 Mem RP	Apr-26 Mem RP	Net +/- over year Apr-Mar
1	72 1	72 1	74 1	74 1	75 1	74 1	72 1	74 0	75 0	74 0	72 0	69 1		-3
2	116 1	110 1	109 1	109 1	108 1	108 1	108 1	109 0	111 1	112 3	111 3	113 3		-3
3	79 2	91 2	90 2	89 2	90 2	89 1	92 1	94 3	95 3	94 3	93 2	101 2		22
4	427 5	427 4	426 2	426 3	428 4	429 4	422 4	415 5	413 3	407 3	402 3	408 5		-19
5	208 6	207 7	199 7	192 7	194 6	197 6	209 5	199 5	198 4	192 1	189 2	191 6		-17
6	234 0	231 1	228 1	227 1	225 1	225 1	229 1	227 1	224 0	228 1	233 1	233 1		-1
7	258 0	221 0	252 0	251 0	249 0	247 0	247 0	246 1	246 1	247 0	241 1	242 3		-16
Tot	1394 15	1359 16	1378 14	1368 15	1369 15	1369 14	1379 13	1364 15	1362 12	1354 11	1341 12	1357 21		-37

Table 2. New members showing Rail Pass portion by Division

Div	Apr-25 Mem RP	May-25 Mem RP	Jun-25 Mem RP	Jul-25 Mem RP	Aug-25 Mem RP	Sep-25 Mem RP	Oct-25 Mem RP	Nov-25 Mem RP	Dec-25 Mem RP	Jan-26 Mem RP	Feb-26 Mem RP	Mar-26 Mem RP	Apr-26 Mem RP	Total Mem RP
1	0 0	1 0	2 0	0 0	0 0	0 0	0 0	0 0	0 0	0 0	0 0	1 1		4 1
2	3 0	0 0	0 0	0 0	2 0	1 0	0 0	0 0	2 1	2 2	0 0	1 0		11 3
3	1 0	11 0	0 0	1 1	0 0	1 0	1 0	2 2	1 0	2 0	0 0	1 0		21 3
4	1 0	3 0	2 0	2 1	3 0	4 1	1 1	1 0	2 0	2 0	3 0	2 1		26 4
5	5 1	0 0	0 0	1 0	1 1	1 0	0 0	1 0	1 0	3 0	1 1	6 3		20 6
6	1 0	2 1	0 0	1 0	0 0	5 0	4 0	0 0	0 0	5 1	4 0	0 0		22 3
7	0 0	0 0	0 0	0 0	2 0	0 0	1 0	1 1	0 0	2 0	4 2	1 1		11 9
Tot	11 1	17 1	4 0	5 2	8 1	12 1	7 1	5 3	6 1	16 3	12 3	12 6		115 23

Table 3. Members 30-days Past Due showing Rail Pass portion by Division

Div	Apr-25 Mem RP	May-25 Mem RP	Jun-25 Mem RP	Jul-25 Mem RP	Aug-25 Mem RP	Sep-25 Mem RP	Oct-25 Mem RP	Nov-25 Mem RP	Dec-25 Mem RP	Jan-26 Mem RP	Feb-26 Mem RP	Mar-26 Mem RP	Apr-26 Mem RP
1	1 0	3 0	1 0	2 0	1 0	1 0	2 0	1 1	0 0	2 0	3 0	2 0	
2	0 0	4 0	0 0	0 0	4 0	3 0	0 0	1 1	1 0	3 0	1 0	0 0	
3	1 0	1 0	2 0	1 0	1 0	1 0	0 0	1 0	0 0	4 0	1 0	2 0	
4	4 0	7 1	4 1	5 0	4 0	4 0	6 1	11 0	7 0	13 0	11 0	7 0	
5	1 0	2 0	9 0	7 0	3 1	2 1	2 0	2 0	3 1	11 3	4 0	2 0	
6	7 0	5 0	5 0	2 0	3 0	6 0	2 0	5 0	4 0	2 0	1 0	4 0	
7	3 0	9 0	2 0	1 0	4 0	3 0	4 0	5 0	3 0	2 0	6 0	9 0	
Tot	17 0	31 1	23 1	18 0	20 1	20 1	16 1	26 2	18 1	37 3	27 0	26 0	

Table 4. Members 60-days Past Due showing Rail Pass portion by Division

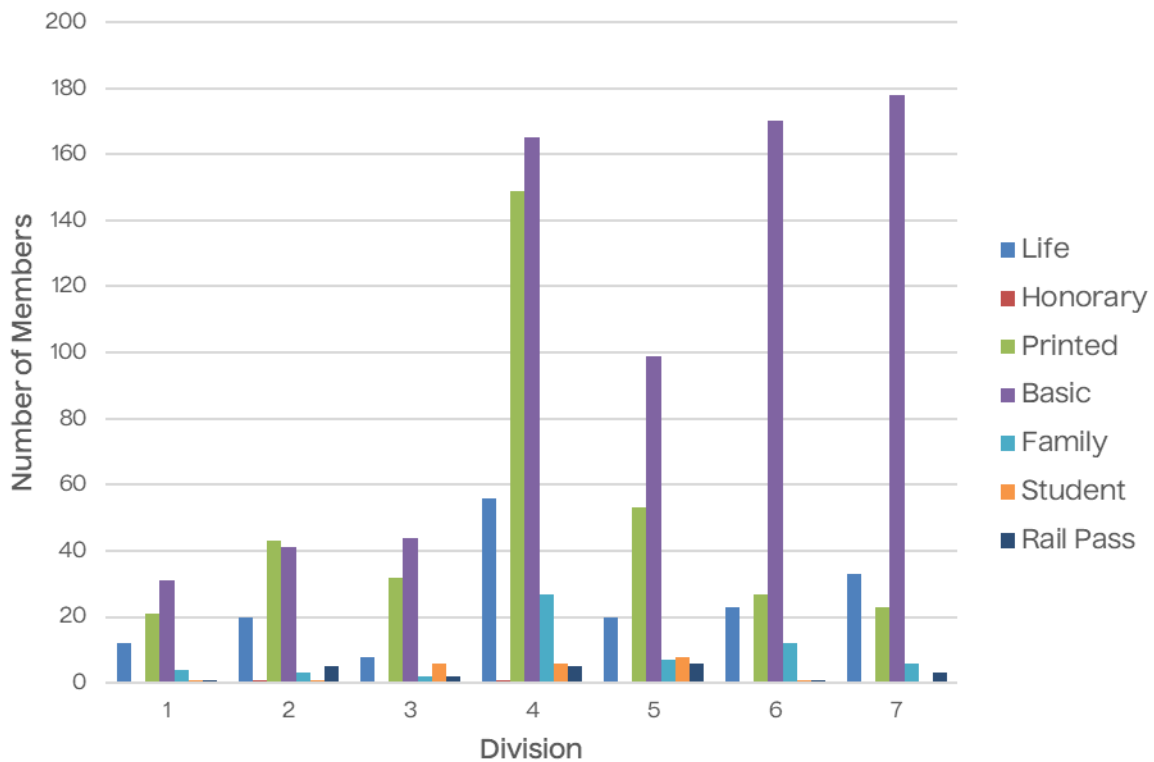
Div	Apr-25 Mem RP	May-25 Mem RP	Jun-25 Mem RP	Jul-25 Mem RP	Aug-25 Mem RP	Sep-25 Mem RP	Oct-25 Mem RP	Nov-25 Mem RP	Dec-25 Mem RP	Jan-26 Mem RP	Feb-26 Mem RP	Mar-26 Mem RP	Apr-26 Mem RP
1	2 0	0 0	2 0	1 0	1 0	1 0	1 0	1 0	1 1	0 0	2 0	3 0	
2	1 0	0 0	5 0	0 0	0 0	2 0	3 0	0 0	1 1	1 0	3 0	1 0	
3	2 0	1 0	0 0	1 0	2 1	1 0	1 0	0 0	0 0	0 0	2 0	0 0	
4	12 0	3 0	6 0	2 1	5 0	3 0	4 0	8 1	9 0	4 0	12 0	6 0	
5	2 0	0 0	2 0	8 0	6 0	5 0	1 1	2 0	2 0	3 1	10 3	2 0	
6	5 0	6 0	6 0	5 0	2 0	3 0	6 0	2 0	5 0	2 0	0 0	0 0	
7	5 0	2 0	5 0	2 0	1 0	2 0	1 0	3 0	4 0	3 0	1 0	3 0	
Tot	29 0	12 0	26 0	19 1	17 1	17 0	17 1	16 1	22 2	13 1	30 3	15 0	

The table and chart below show the current PNR membership by membership category through March 2026.

Note: The "Printed" category pertains to regular members who chose to receive a mailed hard copy of the *NMRA Magazine* while "Basic" members receive a digital copy of the *NMRA Magazine*.

Table 5. Membership by category type and division								
Division	Life	Honorary	Printed	Basic	Family	Student	Rail Pass	Total
1	12	0	21	31	4	1	1	70
2	20	1	43	41	3	1	5	114
3	8	0	32	44	2	6	2	94
4	56	1	149	165	27	6	5	409
5	20	0	53	99	7	8	6	193
6	23	0	27	170	12	1	1	234
7	33	0	23	178	6	0	3	243
Total	172	2	348	728	61	23	23	1357

Pacific Northwest Region Membership by Category Type and Division (as of March 31, 2026)



Achievement Program Report

Bill Fassett, MMR, AP Manager

Congratulations to our newest Master Model Railroader® — Bert Cripe, MMR #818

Bert Cripe earned his Master Model Railroader® recognition through his activities at the Bremerton Northern Model Railroad in Silverdale, Washington, including scenery on the N scale layout in the 100% NMRA club. He models in multiple scales, however, and earned merit awards for On30 cars. On his way to the

MMR, Bert received a Golden Spike Award and AP Certificates for Association Volunteer, Model Railroad Engineer — Civil, Model Railroad Engineer — Electrical, Master Builder — Scenery, Master Builder — Structures, Master Builder — Cars, and Chief Dispatcher.

AP Evaluations at Oregon Rails (2026 PNR Convention, May 13-16)

Members should plan now to bring models to Tigard for evaluation. As we have done for recent conventions, AP evaluations will be by appointment on Thursday and Friday (and possibly Saturday morning) in the Celebration Room. You will select your appointment when you arrive at the Celebration Room. Modelers will be present with the evaluators to receive direct feedback and learn how to self-evaluate. All convention attendees are invited to observe these evaluations. Modelers not entering a contest will only need to complete Form 901, not Form 902.

Awards Earned Since the Last *Switchlist* [division numbers in brackets]

Golden Spike – The following member has earned a Golden Spike Award:

Joel Williams [3]

Merit Awards – The following members have earned Merit Awards:

Bert Cripe [6] – Structures (4)

Joel Williams [3] – Scenery

Achievement Program Certificates – The following member have earned AP Certificates:

Doug Airey [6] – Model Railroad Engineer – Electrical

Dave Audley [6] – Model Railroad Author

Magnus Christerson [4] – Association Volunteer

Bert Cripe [4] – Master Builder – Structures; Master Model Railroader®

Andy Doll [3] – Model Railroad Author

Larry Sloan [4] – Association Official

Joel Williams [3] – Association Volunteer; Scenery

THE PNR AP TEAM CONGRATULATES THESE MODELERS!

Selected Photos

Here's a nice scene from Joel Williams' layout (Joel Williams photo).



Division Reports

1st Division

Vacant, Superintendent

No report this quarter. **Please consider volunteering for the Division Superintendent position!**

2nd Division

Jeff Shultz, Superintendent

The Division continues to put the finishing touches on the PNR annual convention scheduled for May 13-16 in Tigard, Oregon. I encourage you to visit the website [Oregon Rails 2026](http://oregonrails2026.com) (oregonrails2026.com) for more information and to register.

See you there!!

3rd Division

Shelley Shelstad, Superintendent

Wow, the winter sure flew by. Actually, the Boise-Caldwell corridor didn't have a winter this year. I've lived in southern Idaho 70 years and this was the first winter where I never had to shovel the driveway a single time. No snow means we may not have any water this summer, but it made for some good weather for model railroading events.

Since the last report, we have maintained our normal weekly and monthly schedule of events including weekly modelling workshops; and monthly coffee mornings, Zoom meetings, pizza gatherings, and "lunch-and-layout" tours.

In mid-March, ten of us from the Boise valley and one member from Idaho Falls went on our annual "Spring Road Trip" to the Twin Falls area. While there, we had lunch with several local modelers, followed by a visit to the Magic Valley Model Railroaders (N, HO, and O layouts housed at the Twin Falls County Fairgrounds). The grand finale of the trip was a first-time visit to a local home O scale 3-rail layout that featured lots of long trains and railroading action.

In mid-April, we will hold our annual Spring Meet, which will include AP evaluations, two clinics, a silent auction, lunch, our annual spring business meeting, and a layout tour.

Finally, a number of us are planning the trip to Oregon Rails 2026 in May – it looks like fun, and we hope to see all of you there!

4th Division

Mike Stepner, Superintendent

The Monroe, Washington, train show on 2/20-22 was put on by the [United Northwest Model Railroad Club](http://UnitedNorthwestModelRailroadClub.com). I participated with the Puget Sound Free-mo Group and had fun there.

A couple friends and I went to the Elma, Washington, train show during the weekend of 3/14-15. I sure would like to see it grow. Let's all support it. Afterwards, we went railfanning in the area.



2nd Division Meets Online

2nd Division has scheduled Meets on the 3rd Saturday of each month. For more info, see: <https://2dpnr.org/html/events.html>. Recorded Zoom Meets are at: <https://www.youtube.com/channel/UCWMrJ-wg0pHqoke3px4F66g>

[SoundRail 2026](#) was 3/20-22. I operated on the Mud Bay and Southern layout on Friday and helped host the Tenino Western on Saturday and Sunday. Good times. I highly recommend getting involved if you're not.

By the time you read this newsletter, the Lewis County Model Railroad Train Show & Swap Meet will be behind us. It was held at the Southwest Washington Fairgrounds in Centralia on 4/11-12. It's a good show. If you missed it this year, be sure to go on down and support them in 2027.

The Puget Sound Free-mo Group is participating at the Washington State Spring Fair in Puyallup on 4/11-12 and 4/18-19. If any NMRA members would like to participate and help out, let me know, spmstepner@yahoo.com. We can always use the help.

Thanks to George and Sandy of the formerly world famous Tacoma Trains and Hobbies. They manned the NMRA membership booth both days at Puyallup and Saturday at Monroe. George has also been a big help to me getting things handled.

Also thanks to: Charity of Puget Sound Free-mo, Austin of 4D Ntrak, Ed of 4D Hi Rallers, Magnus of 4D European Train Enthusiasts (ETE), and Larry of Puget Sound Free-mo for covering the membership table on Sunday, and yes, I also did a tour.

Promoting membership is also the responsibility of the modular clubs, so please tell people about the NMRA, PNR, and 4th Division. But even more important than getting new members is that we need to retain current members as well. So speak positively and be welcoming, especially to younger people and females. I've heard about and seen too many instances of improper behavior towards new, young, and female members and potential members. This needs to stop! This hobby is for everyone.

Recently, emails were sent out requesting clinicians and layout tours for the NMRA national convention in 2027. If you didn't get one and are interested, you should be able to find info on the website. If not, get me your info and I will forward it to the proper convention committee chairs.

Locally, some of our clinics have fizzled out, post Covid, for various reasons. It would be nice to get them going again. I certainly have enjoyed them. This is a volunteer organization, so people need to step up to make it happen.

I believe I mentioned this last time—Saturday layout tours. It seems they have also fizzled out, mostly due to folks not wanting to participate because it's too much work or they're afraid of embarrassment or are shy. Don't be; share your work; that's what this is about. Yes, it takes some effort to put together a tour but the guys that do it, Lee and Burr, know what they are doing and will help you. I felt the same way, but got it done and was happy with the results.

As for me, I'm still tinkering with my HGCCO layout ([Harvey Gulch Copper Co.](#)). I have an op session planned for 4/25—first one since 1/2025 and the changes I've made in the layout.

5th Division

Bill Voogd, Superintendent

Greetings from Bill Voogd and the 5th Division. Spring has arrived and the lawnmower and snowblower have traded positions in my garage ... a sure sign of the changing seasons.

The March 8th Spokane show, hosted by River City Modelers, was well attended. It was great to have the new signage for the NMRA PNR 5th Division table. Numerous applications for membership were given out to interested parties. The new sign is a great aid in explaining the role of the NMRA and the advantages of membership.

The annual 5th Division Meeting, and the Livingston and Helena train shows are all scheduled for the second half of April, but will be completed by the time this issue of *The Switchlist* goes to press.

NMRA



PACIFIC
NORTHWEST
REGION

4th Division Online Resources Open to All

The 4th Division has a lot of resources available on its *Grab Iron* webpage: <http://4dpcnr.com/grab-iron-posts/>

These include announcements of upcoming online clinics and layout tours plus a YouTube Channel that includes recordings of past clinics and layout tours and other presentations. Here is the link: <https://www.youtube.com/c/4DPNRMovies>

Congratulations to 5th Division member Gary Thurow, who was recently elected President of the Great Northern Railway Historical Society.

That's all for now. I hope to see many of you at the annual PNR Convention in Tigard, Oregon. It promises to be a great event.

6th Division

Ed Molenkamp, Superintendent

No report this quarter.

7th Division

Victor Gilbert, Superintendent

7th Division Annual General Meeting

The Annual General Meeting (AGM) of the 7th Division was held on Monday, March 9, 2026, at 8 pm. As a part of the AGM, elections were held for Treasurer, Secretary, and Director at Large. There was an open call for nominations for these positions.

The current Treasurer, Larry Sebelley, was elected by acclamation. There were no other nominees for this position.

The current Secretary, Randy Nussli, was elected by acclamation. There were no other nominees for this position.

The current Director at Large, Ken Rutherford, has stepped down.

The 7th Division Board decided that the Director at Large position would be expanded into three positions to better represent the Division. As a result, the three positions are Director at Large (Coastal), Director at Large (Interior), and Director at Large (Island).

Because Ken Rutherford lived on Vancouver Island, the Director at Large (Island) was elected and the only Nominee, Dan Rowsell, was elected by acclamation.

Tom Carr was appointed to the Director at Large (Coastal) position.

Dave Marecek was appointed to the Director at Large (Interior) position.

The Board also decided the Director at Large (Coastal) and Director at Large (Interior) positions would be appointed for a 1-year term and then become elected positions at the next elections. This results in the Superintendent, Assistant Superintendent, Director at Large (Coastal), and Director at Large (Interior) being elected in the odd years, and the Treasurer, Secretary, and Director At Large (Island) elected in even years.

7th Division Modeling Nights are expanding

With the success of the North Shore Modeling Night that was started by Tim Horton, the division is expanding. Starting in June, the North Shore Modeling Night will be joined by ones in Victoria and Burnaby. We hope to expand to other areas. Of particular interest to the Division's Board is the Interior, though with the members of the Interior spread out, it may be difficult. (See the 7th Division's newsletter, March-April issue of [The Bulletin Board](#), for a map showing membership disbursement.) 7th Division members should be watching their email for announcements of the modeling nights.

The Railway Modelers Meet of British Columbia (RMMBC)

RMMBC 2026 is almost ready for prime time. The Online Kickoff will be Thursday April 30th with a follow-up on May 14th. The in-person meet is May 22nd and will consist of Ops Session, Layout Tours, Clinics. As usual, the 7th Division's Members Awards will be presented. Check out the RMMBC website <http://railwaymodellersmeetofbc.ca> for details and photos of past Meets.

Annual Train Shows and Swap Meets

The Division had our publicity table at the Yarrow Community Model Train Swap Meet, Sea to Sky Model Train and Hobby Show, and Annual Nanaimo Model Railroad Show where we presented the new look of the

NMRA. The shows were well attended, and we talked to many new and long-time members, as well as several interested in joining.



The Division continues to embrace membership challenges and is working to retain its current members. As always, our thanks go out to our committee members who continue to deliver an outstanding experience to the Model Railroad community, Virtual or In-Person.

NMRA Calendar Online

Are you interested in knowing what NMRA-sponsored events, other model railroading events, and train shows are scheduled beyond the PNR boundaries?

Then check out the online NMRA Calendar.

The calendar is available at: <https://www.nmra.org/calendar>


If you want your upcoming event posted on the NMRA calendar, send the event information to calendar@nmra.org.

PNR Interchange

The **PNR Interchange** is a free service for PNR members wishing to buy, sell, donate, or exchange model or prototype railroad related items. Commercial enterprise transactions and advertisements are not allowed except as provided for hobby stores below. Members may also use this service to request or solicit hobby or railroad related information, research results, and other resources or materials from other members. Members' classified ads and notices are restricted to text format only (no graphics) and length should be no longer than 120 words. Sequential ads of the same nature or having the same or nearly same content may be permitted with the editor's prior approval. The suitability of submitted classified ads for publication is determined at the sole discretion of the Switchlist Editor. Email your submission along with your NMRA membership number to the Editor at switchlist@pnr.nmra.org

Hobby stores that support model railroading may include an ad in The Switchlist. The ad is limited in size to a business card size and should be provided in ready to copy and print format as determined by the Switchlist Editor. Advertisements for hobby stores that provide a discount for NMRA members shall be so identified with the advertisement. Hobby store ads may be run sequentially issue to issue.

YOUR PERSONAL AD OR REQUEST FOR INFORMATION EXCHANGE COULD BE HERE!



Thousands of
model railroading
articles ...
... **FREE!**



> **click here** <

Pacific Western Rail Systems

One of North America's largest online model railroad stores and the exclusive home of the North American Railcar Corporation.



Pacific Western Rail Systems



Rimrock Hobbies

"Where passions are forged"

305 West Main Street, Hamilton, MT 59840
(406) 259-5354

Railroad Art by Peter Loughlin


Commissions

Ask about paintings of your model train layout

208-476-4387

www.fineartbypeter.com

inquiry@fineartbypeter.com



PNP Trains

Specializing in new and used N and HO scale model trains, collectibles, and just about anything else we find.

EMAIL: pnptrains@comcast.net

WEBSITE: www.pnptrains.com

PHONE: 425-496-8844

ADDRESS: 17056 116th Ave SE, Renton WA 98058

Timetable

To add your events or activities to the Switchlist Timetable, PNR web page, and PNR Train Orders, contact the Timetable Editor at timetable@pnr.nmra.org.

Also, if you want to add your events or activities to the [NMRA.org Calendar](https://www.nmra.org/calendar), please send the event information via email to calendar@nmra.org

2026

May 13-16, Tigard, OR

2026 PNR convention [Oregon Rails 2026](https://www.oregonrails.com). Embassy Suites by Hilton, 9000 SW Washington Square Road, Tigard, OR 97223. Check the website regularly for updates.



May-22-24, 2026, Burnaby, BC

[Railway Modellers Meet of British Columbia \(RMMBC\)](https://www.rmmbc.ca). Online Kickoff: April 30, May 14. In person Meet: May 22 – 24, 2026. The Railway Modellers' Meet of British Columbia is held every year to advance the practice of railway modelling in British Columbia by providing a forum where model railroaders can meet and exchange ideas with their local, regional and national counterparts and in so doing enrich their involvement in the NMRA and SIGs.

June 5-7, Ft. Saskatchewan, AB

[Heartland Express](https://www.heartlandexpress.com), 6th Division Annual Meet



July 27-August 2, Chattanooga, TN

2026 NMRA National Convention [2026 Scenic City Express](https://www.sceniccityexpress.com)



September 19-20, Calgary, AB

Heritage Park 40th Anniversary Railway Days. Watch <https://heritagepark.ca/events/railway-days/> for updates.

September 20, Missoula, MT

[Missoula Model Railroad Club Inc.](https://www.missoulamodelrail.org) is having our 45th Annual Show & Swap Meet at Big Sky High School, 3100 South Avenue West. Admission is \$5.00 for 15 years and up. Tables are \$30.00 if paid reservations are received before September 1st, 2026 and \$35.00 thereafter. For more information and inquiries contact Tom McCartney at our email: show@missoulamodelrail.org

October 3-4, Edmonton, AB

[2026 Greater Edmonton Model Train Show](https://www.edmontonmodeltrainshow.com). Edmonton Expo Centre, 7515 - 118 Avenue, Edmonton. 10 a.m. to 5 p.m. both days. Operating Layouts, Dealer Booths



October 18, Edmonton, AB

[Edmonton Model Railroad Associations](https://www.edmontonmodelrailroadassociations.com) Open House. 10 AM to 4 PM at Fort Edmonton Park's Freight Shed, 7000 143 St NW, Edmonton, AB. A large selection of model railroad equipment will be for sale.



October 24 (Sat), Edmonton, AB

MMRF Fall Swap Meet – 2026. Central Lions Seniors Recreation Centre, 11113 - 113 Street, Edmonton, Alberta. 11 a.m.-2 p.m. Free parking in rear. More information to come at: <https://www.mmrf.ab.ca>




November 7-8, Moose Jaw, SK

[Thunder Creek Model Railway Club](https://www.thundercreekmodelrailwayclub.com) Model Train Show. New location and dates - Moose Jaw Exhibition Convention Centre. This is a significant change from our usual time and venue; however, we believe that we will be able to better accommodate all exhibitors and guests. More details will follow.



November 21 (Sat), Longview, WA

[Longview, Kelso & Rainier Model Railroad Club](https://www.longviewkelsoandrainiermodelrailroadclub.com) Fall Model Train and Toy Swap Meet. Cowlitz County Event Center, 1900 7th Avenue, Longview, Washington, 98632. 10:00 AM to 3:00 PM, Admission \$5, Children under 12 free with Paid Adult. Early Bird Special: get in between 9 AM and 10 AM for \$10.00 Each. Free Parking! On-Site Food Vendor. Vendor Info: \$35 for 8' table, bring your own cover, setup 6:30-9:00 AM Saturday. For more info, visit [lkrtrains.yolasite.com](https://www.lkrtrains.yolasite.com) or contact Howard Flick at 360-751-7276 or flickh@yahoo.com.



2027

May 08-09, Regina, SK

[Regina RAILFEST 2027](https://www.reginailfest.com). The Echo Valley Railroad Guild is resuming the Regina Railfest at the Caledonian Curling Club on May 08-09, 2027. Watch our website for updates.

NOTE: Because event conditions may change rapidly, be sure to double-check the status of specific events by visiting the PNR website's list of Upcoming Events, the website of individual events, or contact the person in the specific event's listing.

Pacific Northwest Region Staff

Officers

President: Jeff Herrmann, MMR, 714-651-3903,
esjeff73@gmail.com

Vice-President: Bob Stafford, 360-722-1170
ErieLack1@Yahoo.com

Secretary: *Position open. Please volunteer today!*

Treasurer: Dave Liesse, 253-343-3445,
nmradave@liessefamily.net

Asst. Treasurer (Canada): Larry Sebelley, 604-858-5717,
sebelley@shaw.ca

Office Manager: James Keena, 562-325-3846,
keenajames1@gmail.com

Immediate Past President: Kurt Laidlaw, 253-495-8351,
ananas99@klaidlaw.net

Committee Chairs

Achievement Program: Bill Fassett, MMR, 509-979-5205,
b.fassett@comcast.net

Celebration of Models/Contests: Jeroen Gerritsen,
410-303-1547, jingyee.jeroen@gmail.com

Convention: Larry Sebelley, 604-858-5717,
sebelley@shaw.ca

Education: *Position open. Please volunteer today!*

Membership Retention: Bob Stafford, 360-722-1170
ErieLack1@Yahoo.com

Modeling With the Masters: Jack Hamilton, MMR, HLM,
360-308-9845, gradiver@wavecable.com

Nominations: Shirley Sample, 509-292-8332,
shirley@busnws.com

President's Award: Dave Liesse, 253-343-3445,
nmradave@liessefamily.net

PNR Registered Agent: Dave Liesse, 253-343-3445,
nmradave@liessefamily.net

Public Service Program: Bill Fassett, MMR, 509-979-5205,
b.fassett@comcast.net

The Switchlist Editor: Greg Kujawa, MMR, 406-589-6256,
switchlist@pnr.nmra.org

Webmaster: Peter Ulvestad, webmaster@pnr.nmra.org

Division Superintendents

1st Division: *Position open. Please volunteer today!*

2nd Division: Jeff Shultz, 503-769-1414,
jeff@shultzinfosystems.com

3rd Division: Shelley Shelstad, 3divsuper@pnr.nmra.org

4th Division: Mike Stepner, 720-579-2213,
4divsuper@pnr.nmra.org

5th Division: Bill Voogd, 509-998-9715,
cnw99208@outlook.com

6th Division: Ed Molenkamp, 780-886-8116,
6divsuper@pnr.nmra.org

7th Division: Victor Gilbert, 604-644-7870,
victor@sugarwood.info

Pacific Northwest Region National Model Railroad Association

-  *Division 1:* Southwestern Oregon
-  *Division 2:* Northwestern Oregon, Southwestern Washington
-  *Division 3:* Southern Idaho, Eastern Oregon
-  *Division 4:* Western Washington, Alaska
-  *Division 5:* Eastern Washington, Northeastern Oregon, Northern Idaho, Montana
-  *Division 6:* Alberta, Saskatchewan, Northwest Territories
-  *Division 7:* British Columbia, Yukon

