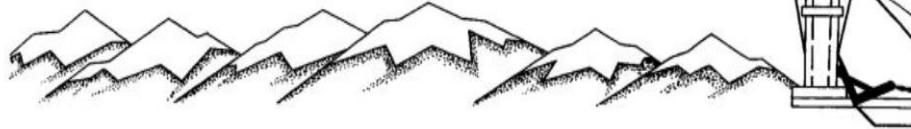


# Highball!

OFFICIAL PUBLICATION 6TH DIVISION PNR

September 2019



This photo won First Place, colour, model photos at Cranbrook, and the diorama itself won First Place, Display as well as First Place, People's Choice. If you would like to learn his techniques, Roger Walker is giving a clinic on how he built the river and the turbulent water at the CMRS Fall Mini-meet in Calgary on September 20. (photo by Roger Walker MMR)

## **6th Division Officers**

### Superintendent

Ed Molenkamp [6divsuper@pnr.nmra.org](mailto:6divsuper@pnr.nmra.org)

Phone: 780-455-1479

### Assistant Superintendent

Peter Ulvestad [ulvestad@telus.net](mailto:ulvestad@telus.net)

Phone: 780-410-0788

### Secretary

Doug Johnson [djca@accesscomm.ca](mailto:djca@accesscomm.ca)

### Treasurer

Rick Walker [walkr@telusplanet.net](mailto:walkr@telusplanet.net)

### Achievement Program

Doug Burton [dwburton1234@gmail.com](mailto:dwburton1234@gmail.com)

### Convention Coordinator

Doug Burton [dwburton1234@gmail.com](mailto:dwburton1234@gmail.com)

### Highball! Editor

Rob Badmington [highball@pnr.nmra.org](mailto:highball@pnr.nmra.org)

---

## **Superintendent's Report - Ed Molenkamp, Superintendent 6th Division**

Hello. I hope you have all had a good summer...was it summer? All we seemed to have was a rainy spring and now we are headed into fall with no summer in between.

The Kootenay Express Regional Convention was held this past June in Cranbrook, B.C. It was a very busy weekend with Prototype Tours, Non Rail events, Layout Tours, Clinics and lots of camaraderie. The highlight of the show for me was the Cranbrook Rail Museum. The history and beauty of this museum was something every rail fan must see. The contest room was very full of creative items that showed off a lot of talent. Many AP Awards were given out. There were 108 full registrants and 50 companion registrants which made quite a diverse crowd! It was a great time, with great weather despite dodging the renovations that were happening at the host hotel. The Train Show at the Curling Club was also a huge success. People both young and old were very excited to view the many layouts and shop at the vendor booths that were present. At this time it appears a profit was made and a full report will be sent to the Convention Coordinator, Larry Sebelley. Other conventions can then utilize this report to help with their planning. Thanks to the committee who did a

wonderful job of putting this together with members of both the 6th and the 7th Divisions.

At this time I would also like to congratulate Ray Clifford on receiving his MMR and to Peter Ulvestad for receiving the Silver Spike award. Congratulations to both Ray and Peter for their well-deserved awards!

On the Division side of things membership remains steady and I hear that planning is well underway for the Division Meet in Camrose next spring. It has also come to my attention that there is a bid for the Spring Meet in 2021.

With September around the corner we are looking forward to the Great Edmonton Train Show to be held at Millennium Place in Sherwood Park September 14 and 15.

Please check the upcoming events page at the PNR website: <http://pnr.nmra.org/> for more events to attend.

Also 2020 is an election year for Superintendent and Assistant Superintendent in the 6th Division. A nomination committee has been formed. When you receive a notice from the committee think seriously about whose name you could put forward for these positions.

Hope to see you all at the upcoming fall events!

---

## **From the Editor – Rob Badmington**

I hope you have been having a great summer with trains of all sizes as part of it. This issue of Highball! is dedicated to four themes: the usual round-up of activities that took place or are about to happen throughout the 6<sup>th</sup> Division; an article by Rick Astle

on hiding switch machines; a recap of the wonderful time we had in Cranbrook at the PNR Regional Convention; and the first of a number of articles to convince you to attend the next Spring Meet in Camrose. I always enjoy meets and

conventions as a way to learn new things, see some great layouts, and especially to socialize with other model railroaders. That was certainly the case in Cranbrook and I'm sure it will be the same in Camrose.

Ed, Peter, and many others have been doing a great job in recruiting new members to the NMRA by attending local functions and making connections with other model railroaders. Now it is up to the

rest of us to welcome these newcomers to our own events and make them part of our fraternity. If **you** are one of the new members, check out the list of events at the end of this newsletter, and get out to one. Start talking to a few people and it won't be long before you meet others who share your interests and passions. It might be the start of a life-long friendship.

---

## **Achievement Program Report - Doug Burton, 6<sup>th</sup> Division, PNR AP Chair**

Hello everyone

Since my last report we held the Regional convention in Cranbrook which was well received but due to last minute circumstances I was unable to attend and so missed out on meeting some of you first hand.

Model railroaders have been on the summer schedule taking advantage of outdoor activities, which means that things have slowed down over the summer, but I expect that will start picking up as we now move in to fall and winter.

Here is who helps to make up the 6th Div AP Team:

Doug Wingfield MMR Lethbridge

Dale Sproule MMR Calgary

Roger Walker MMR Calgary

Greg Orme Calgary

Doug Hunter Regina

Dale Armstrong Swift Current

Jeff Betcher Regina

Cal Sexsmith Saskatoon

Doug Burton Edmonton/Camrose

Please feel free to send me any AP questions you may have and I will get you the answers you need

---

## **2020 Convention Preview - David Halliday**

Camrose, Alberta -- Battle River Railway Modelers are hosting the PNR 6th Division 2020 convention, looking to build on the success of the 2010 convention.

Layout and prototype tours have been confirmed, clinics planned and the host hotel chosen.

Heading up the prototype tours is a visit to the Evraz Camrose Works, a steel mill that produces the pipe used in oil and gas industry pipelines. This tour gives a behind the scenes look at making of an item critical to Alberta's economy.

Le Chateau Hotel, 3911-48 Ave, Camrose, is the convention venue. This is a newly renovated hotel that has a mix of premium and budget rooms. It's well located for access to the Evraz tour and the Camrose Railway Station where the barbecue will be held May 15, 2020. Le Chateau

is also the venue for the convention banquet on May 16, 2020.

At the moment, four layouts are on the itinerary for tours. These include Norm Skretting's layout that is based on the CN Clearwater Sub in British Columbia and the Okanagan Sub (although the Okanagan Sub is not modeled) and Doug Burton's transition-era layout that is set in June 1959.

Here's how Norm describes his layout:

"I have used actual siding names and they are in the correct geographical order, but are not accurate representations of the locations. I have also located several industries on the layout that are not there in real life, such as the cement plant at Avola and the fruit packing plant in Exlou. I did that to add to the way freight and switching possibilities. The operating scheme is based on trains that ran during the 1970s, 1980s


and 1990s and I use a car card system for the movement of cars. The centre of operations is Kamloops Junction where through freights and passenger trains change crews, set out local traffic and pick up traffic for east and west of Kamloops Junction. There are three local trains that originate and terminate in Kamloops Junction. All other trains originate and terminate in the staging/fiddle yard.”

“The Clearwater Sub is controlled by CTC designed and built by Kevin Rudko of Signalogic Systems. This system is very prototypical and is based on Canadian signal systems. The signals can operate in a standalone ABS mode or, with the use of a laptop computer, can operate in CTC mode. All siding switches are controlled by the dispatcher, who is located in another part of the basement. All main track switches, except for siding switches, are locked and must use a key to unlock them in order to line them as required. Radios are used to communicate with the dispatcher and the Kamloops Junction yardmaster.”

“The layout is powered by a Digitrax simplex radio system, so crews can follow their trains around the layout. It takes about 10-11 people to run trains during a regular operating session with a dispatcher, Kamloops Junction yardmaster, one (sometimes two) yard crews, staging yard yardmaster and helper and five or six pool crews. It is always enjoyable watching the layout come to life through the efforts of everyone involved. There is a lot activity that happens in the layout rooms and I am pleased with the reality that can be achieved in such a relatively small space (main layout room is 14x22 feet and the staging area is about 10x14 feet).”

Where many model railroaders struggle to get the space for a layout, Doug Burton, who is both 6thDivision AP chair and 6thDivision convention co-ordinator, found the answer in the open

basement of a new house. While he has a large layout, he’s also combined it with a home theatre. The layout, depicting the transition era when steam and early diesel locomotives moved side-by-side on the rails, follows the exterior walls of the basement, leaving plenty of room in the middle for the theatre. Doug has painted backgrounds on the walls to add depth and perspective to the layout. We’ll look at Doug’s layout in more detail in an upcoming newsletter as well as other layouts on the tour. To increase the opportunity to see the layouts, the layouts will be available for viewing both the day before and the day after the convention if there is interest.



Prototypically accurate CTC signals, well rendered scenery, and interesting operations are highlights of Norm Skretting’s CN Clearwater Sub layout. (2 photos by Norm Skretting)

## **Area Reports**

### **Alberta Free-mo – Big Valley – Jim Ironside, Run Chief**

A good time was had by all.

The 16th annual Alberta Free-mo, sponsored by Calgary Free-mo, was held in Big Valley on 15-18 August, as is our custom. We spread out over the hockey rink in the Agriplex with 80 modules spanning 560 feet, and 30 participants from Alberta, BC, Saskatchewan, Idaho, and Washington. Setup took place Thursday; operations Friday through Sunday afternoon (including overnight) when we tore it apart and headed home. There were some 'interesting' features, mainly electrical gremlins, but not enough to stop anyone running. Night operations are for long trains, and over a hundred car consists are not unusual.

Setup day food was provided to the workers so as not to break the flow. Saturday night is always a BYO meat potluck BBQ. Diets not allowed.

As is usual, the Alberta Prairie train advertises our setup in their schedule and we had a couple of hundred guests when they pulled into town Saturday and Sunday. This event is a Fun Run and we charge participants, not the guests who drop in to see it. However, we do have a donation box, and a significant vote of appreciation was found in it at the end.

The event is fifty percent running trains and fifty percent having the chance to see old friends and give them a hard time. Lots of laughter - model railroaders can be serious, but we try not to be.

If you would like to participate next year, or get involved in Free-mo activities, contact us at [Info@CalgaryFreemo.ca](mailto:Info@CalgaryFreemo.ca) (no hyphen), or go to our website [CalgaryFreemo.ca](http://CalgaryFreemo.ca). Where else can you have a one foot module and operate on 560 feet of layout.

---

### **Calgary - Rob Badmington**

While it has been quiet on the organized event front over the summer, model railroading never stops in Calgary. Regular operating sessions take place on numerous layouts around the city. Many Calgarians attended Kootenay Express 2019 in Cranbrook, and everyone I talked to had a great time.

With fall quickly approaching, it's time to think about all the events we can attend to get inspiration. Heritage Park will hold Railway Days on September 28 and 29, with many model

railroad layouts on display along with two live steam engines, the restored Colonist Car and steam crane, and a railway themed photo contest.

On October 19, South Bank Short Lines will hold its 40<sup>th</sup> Annual Boomer Auction, which is a great opportunity to sell your surplus items, or pick up some great bargains. On the following day, the Calgary Model Railway Society hosts its Fall Mini-meet and AGM. Everyone is welcome.

---

### **Calgary Model Trainmen – Dale Sproule**

CMT will host our annual OPEN HOUSE on Saturday, November 9, 10 am-4 pm. We want to show off our new "around the wall" loop that will form part of our permanent layout. As always, coffee and donuts are the morning fare for our visitors. We will also showing and answering any questions on projects built by members. CMT is Calgary's oldest Model Railroad Club and we are always looking for new members. Potential members are always welcome to visit and

observe, address is #7-11 Street, NE., part of the Rehabilitation Centre of Calgary.

CMT recently answered an appeal from Walthers who invited clubs to explain in text and photos how they encourage new members. Results will be in the 2020 Walthers Reference Book.

The Cranbrook Convention has passed and members are looking forward to attending the 2020-6th Division meet in Camrose next May.

## **Lethbridge - Paul Smith**

The Southern Alberta Model Railway Club has been engaging on projects over the summer as we gear up for our fall program. We're building the framework for a G scale loop line that will run around the perimeter of our space mounted from the ceiling. Members have been working on our HO and N scale layouts, and we anticipate getting into scenery construction for both layouts by the winter. We continue to refine our operating schemes and review our rolling stock needs.

Our fall itinerary includes our Annual General Meeting on September 10, displaying our N scale portable layout in Raymond's Aggie Daze on September 20 and 21, and holding our Fall Open House on October 19 and 20, from 1100 to 1600 both days. Visitors are welcome to stop by our club house in Gyro Park, Lethbridge on Tuesday nights starting at 1900.

---

## **Olds - Didsbury - Carstairs - Rick Astle**

Mountain View Model Railroad Club will commence operations for the season in conjunction with the Mountain View Arts Festival Saturday and Sunday September 7th & 8th with extended museum hours from 11am to 5pm both

days. Stop by talk to club members and even run one of our trains.

More about the museum layout can be obtained by visiting the club's web page [www.mvmrc.ca](http://www.mvmrc.ca) or contacting Rick by phone directly at (403) 507-3314 or by email at [1mvmrc@gmail.com](mailto:1mvmrc@gmail.com).

---

## **Airdrie / Iron Horse Park - Greg Orme**

Well, we are more than halfway through our 2019 season and the weather has till now been cooperating for the most part, touch wood. I have been sort of sitting on the sidelines since breaking my left arm the middle of June and am now just getting back into the swing of things. I haven't been around the park that much since my accident but I can now report that the transfer table to our new Loco shed is up and running.

This frees up some much needed space in the Car Barn and three new tracks can now be added for our rolling stock.

Work continues on the club's Northern overhaul and it is now running on air and getting very close to actually lighting a fire and getting it under steam.



We also now have power over to our shed compound tracks and with the addition of power we can now move our electric locomotives to the new building and be able to charge them.



Our G Scale group hosted an open house earlier this season for the benefit of others in the scale that do not belong to our club in hopes of attracting some new members. So if you're into G Scale or would like to be, come on out and join us.

This year the club is trying to help other Non Profit Groups in Airdrie. We have offered a pop up event tent and space where they can showcase and promote their organizations on our run days. This past Sunday the ladies from the Airdrie Public Library joined us at the park. This idea has been well accepted and seems to be working well and we hope to continue doing the same next year.



We also try to fundraise for local Non Profit Groups. Along with offering a free ride for a donation to the food bank we also donate the proceeds of the day's ridership to a local group. This month the proceeds are going to the Nose Creek Museum.

I hope you have been checking our Facebook page and YouTube channel for updates of what's happening at the park.

We continue to post new video reports on a weekly basis of our ride days or anything else that we think would be of interest.

If you haven't been out to see us yet this year there's still lots of time till our last run day on the Thanksgiving weekend so come on out and get a train ride.

Weather permitting we are also planning our yearly Food Bank Halloween run day and another Non Profit Fund Raiser. Watch for details on our Facebook page.

As in my previous reports I have always mentioned that we are always looking for new members or volunteers to help us out at the park so if you have a bit of time and would like to get involved we would be happy if you would consider joining us. You don't have to have any equipment or experience to join and information is available on our web site or come see us at the park any Sunday till October.

Until next time, Happy Railroading.

(3 photos by Greg Orme)

---

## **Highlights of the Kootenay Express 2019, PNR Regional Convention Cranbrook, BC, May 29 – June 2, 2019**

More than 160 people attended the Pacific Northwest Region Annual Convention held in Cranbrook BC. There was a great program of layout tours, clinics, prototype tours, train show, model and photography contests, and full access to the Canadian Museum of Rail Travel. There was definitely more to do than there was time to do it all, so attendees had to choose carefully.

The public show attracted several hundred locals who were intrigued by the variety of ways to enjoy model trains as well as the skills of the builders. Four major out-of-town layouts were present: LaBaJa (Edmonton), Bow Valley (Calgary), North Okanagan (Vernon), and Mt. Rainier (Washington), as well as Northern Alberta Lego Users Group (Edmonton), and Northern Alberta Garden

Railroaders (Edmonton). A number of commercial vendors also participated.

The convention wrapped up on Saturday evening with a banquet where awards for the contests were announced. A list of the winners follows. The finale was a fascinating talk by Jim Cullen on some of his humorous adventures in the railway museum business. He also highlighted how model railroading can serve as a bridge between full size railway preservation and keeping history alive with scale models.

Some of the highlights and memories of the convention are shown in photos contributed by several attendees. Thank you to all who sent photos.



The tape measures were rattling and the cameras clicking as modellers took the opportunity to get “Down N Dirty” with the historic passenger car collection at the Cranbrook History Centre. (2 photos by Mike Westren)



Bob Whetham at the centre of his Pascamayo Railroad, a unique layout depicting the trains of Peru. That’s not unpainted hardshell scenery, that’s the actual colour of the desert in the part of Peru Bob models. Bob also has a CP layout in the same room. (photo by Rob Badmington)



NMRA Canadian Director Fred Headon MMR (in the middle) enjoying a ride. (photo by Doug Johnson)



At the train show Jim McCowan (Regina) was seen talking with Dave Robinson (Edmonton) at the LaBaJa railroad. (photo by Doug Johnson)



A little railroad action in the Crowsnest Pass after the convention. (photo by Doug Johnson)






The Cranbrook Curling Club was a great location for the public train show. (2 photos by Ed Molenkamp)



Many of the visitors were fascinated by the details to be seen on the LaBaJa layout from Edmonton. (photo by Rob Badmington)

Scenes from the Canfor Lumber Mill tour in Radium. The output from the mill is 3 or 4 centre-beam loads per day. About 30 people took the tour. (4 photos by Rob Badmington)



## KOOTENAY EXPRESS 2019 CONTEST RESULTS

<u>CATEGORY</u>	<u>PLACE</u>	<u>NAME</u>	<u>DESCRIPTION</u>
<u>NON RAIL</u>			
<u>NEEDLEWORK</u>	1ST	BARBARA MOORE	ANTIQUE TRAINS
	2ND	JINKS HUNTER	MY HAPPY PLACE
	3RD	GLENNA BEALE	CROCHET BABY BLANKET
<u>RAILROADIANA</u>	1ST	KURT LAIDLAW	SPIRIT OF SUMMERLAND
	2ND	JINKS HUNTER	ALL STEAMED UP
	3RD	BARBARA MOORE	CANYON MEMORIES
<u>GENERAL</u>	1ST	GAY WALKER	WATERFALL
	2ND	DEBBY STUTLER	IDAHO WINTER
<u>PHOTOS</u>			
<u>PROTOTYPE COLOUR</u>	1ST	ROB BADMINGTON	BENDING THE IRON
	2ND	ROGER WALKER	2816 IN KICKING HORSE PASS
	3RD	DAVE EMMINGTON	2971 AFTER THE SNOWSTORM
<u>PROTOTYPE - B&amp;W</u>	1ST	ROGER WALKER	NOW WHAT'S WRONG?
	2ND	ROGER WALKER	TAKING ON WATER
	3RD	KURT LAIDLAW	JAPANESE TOURIST TRAIN
<u>MODEL - COLOUR</u>	1ST	ROGER WALKER	CHECKING OUT THE ROCKSLIDE
	2ND	ED SCHAEZNER	SHAY #9
	3RD	TOM WATERS	7 1/2" RIO GRANDE
<u>MODEL- B&amp;W</u>	1ST	ED SCHAEZNER	REFLECTIONS
<u>MODELS</u>			
<u>PEOPLE'S CHOICE</u>	1ST	ROGER WALKER	THOMPSON RIVER VALLEY
<u>DISPLAY</u>	1ST	ROGER WALKER	THOMPSON RIVER VALLEY
	2ND	DALE SPROULE	JOHNSON LANDING
<u>DIESEL</u>	1ST	LARRY SEBELLY	SOO LINE F7A
	2ND	LARRY SEBELLY	SOO LINE F7B
<u>STEAM ENGINE</u>	1ST	JOHN WRINCH	CW #86
	2ND	DALE KRAUS	2-6-2 #36
<u>CABOOSE</u>	1ST	DALE SPROULE	CPR SHORTY CABOOSE
<u>NON-REVENUE</u>	1ST	ED SCHAEZNER	SMALL WOODEN TANK CAR

<u>FREIGHT CAR</u>	1ST	ROGER WALKER	GRAMPS TANK CAR
	2ND	RICHARD BIDE	CPR WOOD REEFER
	3RD	RICHARD BIDE	CPR MINIBOX
 <u>STRUCTURES</u>	1ST	ROGER WALKER	CPR INTERMEDIATE SIGNAL
	2ND	TRACY STUTLER	W. VIRGINIA NORTHERN WATER TANK
	3RD	TRACY STUTLER	W. VIRGINIA NORTHERN SAND HOUSE
 <u>SPECIAL CONTEST</u>	1ST	ROY ZSCHIEDRICH	PRO CHOICE
	2ND	ED SCHAEZNER	OBSERVATION CAR

FOR SALE: FSM and Hobbycraft kits for sale. All HO scale FSM kits have the kit box autographed by George Selios. Cost is below initial selling price, I will absorb shipping:

FINE SCALE MINIATURES "AVRAMS BAKING COMPANY" (Jewel Series #10), \$300.00

FINE SCALE MINIATURES "BUTCHERS WAY" (Jewel Series #11), \$300.00

FINE SCALE MINIATURES "DEXTER DEAD END" (Jewel Series #8), \$300.00

FINE SCALE MINIATURES "OATMANS MERCANTILE" (Jewel Series #12), \$300.00

HOBBYCRAFT AIRPLANE KITS, 1:72 Scale

2 of DHC-2 Beaver Floatplane, \$10 each

1 of DHC-3 Otter Floatplane, \$10 each

Dale Sproule, 403-274-4852, ([sproules@telusplanet.net](mailto:sproules@telusplanet.net))

## 6<sup>th</sup> Division Nominations Requested

With 2020 being an even year, the terms of the Superintendent and Assistant Superintendent end on August 31.

Our current Superintendent, Ed Molenkamp, has taken on a senior role with NMRA Canada and would prefer to step aside for someone else to serve as Superintendent. Our current Assistant Superintendent, Peter Ulvestad, has informed me that he does not wish to be nominated this year.

At the business meeting in Cranbrook, Ed asked for volunteers to form a nomination committee. At that meeting Ron Coburn and Doug Hunter together with myself stepped forward.

This is our first call for nominations. We will declare nominations closed on May 1, 2020 as this will allow time to conduct a full election should multiple nominations be forthcoming.

If you are interested in what the jobs entail, please refer to the PNR's Superintendent Handbook located at <http://pnr.nmra.org/policies/>

Please contact any member of the Nominating Committee with a nomination, or if you have any questions.

Rick Astle

Nomination Committee Chair  
[ve6rla@gmail.com](mailto:ve6rla@gmail.com)

Ron Coburn

[rdcoburn@accesscomm.ca](mailto:rdcoburn@accesscomm.ca)

Doug Hunter

[hunter25@sasktel.net](mailto:hunter25@sasktel.net)

# How I Hid a Tortoise Switch Machine

By Richard (Rick) Astle

While building my yard and turntable roundhouse facilities I found I had no room below my layout for a switch machine and therefore needed to mount it above the layout. There I also realized I had some space limitations with my helix and the height of the tortoise machine (photo 1) which necessitated keeping it closer to the switch than I had hoped. When it came to closing in the helix I had to cut out a small portion to accommodate the switch machine (photo 2) and this left me with a decision to make. What should I do to hide this and I realized there might be three options open to me. One was to add some molded rock structure to my eventual cliff face but this could be difficult given the probable clearances needed for locomotives passing through the points. Two was to create my own structure with some sort of cantilevered control tower look. My third option was to find an existing structure that I could cut and modify as needed to cover the hole in my cliff face. My main concern was how to service the switch machine once the structure was in place because I would not be able to reach it from inside the helix.




Photo 1



Photo 2

After some considerable thought I decided that I needed to construct something that would be free standing and removable. This meant that the rock molds likely wouldn't work very well nor would a cantilevered structure as it would not be stable if removable. This left me with the option of building a new structure from scratch or kit bashing an existing structure to fit. I tried several paper mock ups while I tackled several areas of my layout which provided much needed reflection time and ultimately I found a suitable used structure that I could modify. After removing the roof and one wall I was able to determine how much structure to remove from the remaining long wall and the two end walls to fit my space requirements (photos 3 & 4).



Photo 3



Photo 4

I then proceeded to construct the base on the layout to hide switch machine linkage and connect the wall sections together and modify the roof to fit the new structure.



Photo5



Photo 6



Photo 7



Photo 8

After some painting and landscaping I had the basic structure completed (photos 5, 6, 7 & 8) and then I realized I could see the switch machine through the windows and needed to fine tune the roof fit, signage, weathering and additional scenery. I found some photos on line that would fix the interior view and added some trees and shrubs to complete the look.



Photo 9



Photo 10

These final photos will give a sense of what I was hoping for in a removable structure that allows access to the switch machine for service (photos 9 & 10).

I hope you enjoyed following along with me on my journey to hide a Tortoise Switch Machine on my Eastern Slopes model railway. What I have done suits my needs and does not represent the prototype or the best way but rather tries to stimulate the creative juices in our readers and fellow modellers.

## **Upcoming 2019 and 2020 Events in the 6<sup>th</sup> Division**

See all the PNR events and our most recent additions at [www.pnr.nmra.org](http://www.pnr.nmra.org)

### **Sept 14 -15, 2019 (Sat-Sun), Sherwood Park, AB**

2019 Greater Edmonton Model Train Show, 10 AM - 5 PM, Millennium Place, 2000 Premier Way in Sherwood Park. Admission \$10, \$5 for youth 16 and under - children 4 and under FREE Layouts, displays, clinics, dealers and LEGO!  
Info:- [www.mmrf.ab.ca](http://www.mmrf.ab.ca). email: [trainshow@mmrf.ab.ca](mailto:trainshow@mmrf.ab.ca)

### **October 19-20, 2019 (Sat-Sun), Lethbridge, AB**

Southern Alberta Model Railway Club Open House, at the club building in Gyro Park, 15th Street and 10th Avenue A South. 11:00 am to 4:00 pm both days.

### **October 19, 2019 (Sat), Calgary, AB**

40th Annual Boomer Auction, Sponsored by South Bank Short Lines, ([www.sbsltrains.ca](http://www.sbsltrains.ca)) St. Andrews Presbyterian Church, 703 Heritage Dr. SW. Setup and viewing 08:30am, dining car opens 09:30 am, auction starts at 10:00am.  
Info: - John Wrinch, (403) 281-5745, [jawrinch@shaw.ca](mailto:jawrinch@shaw.ca)

### **October 19, 2019 (Sat), Edmonton, AB**

MMRF Fall Swap Meet: Central Lion's Senior Citizens Recreation Centre 11113 113 St. 9AM-Noon, Admission \$3, vendor tables \$25 Info:- Ric Francoeur, [swapmeet@mmrf.ab.ca](mailto:swapmeet@mmrf.ab.ca) [www.mmrf.ab.ca](http://www.mmrf.ab.ca)

### **October 20, 2019 (Sun), Calgary, AB**

CMRS Fall Mini Meet and Annual General Meeting, Glenmore Inn. [www.calgarymodelrailway.ca/mini-meets.html](http://www.calgarymodelrailway.ca/mini-meets.html)

### **November 8, 2019 (Fri), Calgary, AB**

CMRS Slide Night 2019 , Friday Nov. 8 at River Park Church, 3818 – 14A St. SW. Doors open at 7:00 pm and the show starts at 7:30 Non-members welcome - \$5.

### **November 9, 2019 (Sat), Calgary, AB**

Calgary Model Trainmen Club Open House. #7-11 Street NE, Calgary. 10 am – 4 pm.

### **April 18-19, 2020 (Sat-Sun), Calgary, AB**

SUPERTRAIN 2020, Canada's Largest Model Train Show. 9 AM to 5 PM both days. Genesis Centre, 7555 Falconridge Blvd. NE, Calgary. FREE PARKING at McKnight-Westwinds C-Train Station with free shuttle. Adult - \$15, under 16 - free. Over 70,000 sq. ft. of operating layouts, exhibits and displays, railroad artists, hobby shops, model manufacturers, demonstrations, clinics, museums and railroad historical associations, Lego and Thomas Play Area, garden railways, ride-on trains, and much more. Info:- [www.supertrain.ca](http://www.supertrain.ca) or email to [info@supertrain.ca](mailto:info@supertrain.ca)

### **May 15-17, (Fri-Sun), 2020, Camrose, AB**

Battle River Rails, 6<sup>th</sup> Division, Pacific Northwest Region, National Model Railroad Association, convention at the Le Chateau Hotel, 3911-48 Ave, Camrose. Prototype tour of the Evraz Pipe Mill, and layout tours. Clinics to be announced.