

Highball!

OFFICIAL PUBLICATION 6TH DIVISION PNR

March 2019



The steamship Kokanee was a sternwheeler built at the Nelson shipyard, launched on April 7, 1896 and was in CPR Lake Service from 1896 to 1923 on Kootenay Lake. This fine model was scratchbuilt by Jeff Betcher, representing the Kokanee as she sailed on Kootenay Lake. See inside for more details on her construction.
(Photo by Jeff Betcher)

6th Division Officers

Superintendent

Ed Molenkamp 6divsuper@pnr.nmra.org

Phone: 780-455-1479

Assistant Superintendent

Peter Ulvestad ulvestad@telus.net

Phone: 780-410-0788

Secretary

Doug Johnson djca@accesscomm.ca

Treasurer

Rick Walker walkr@telusplanet.net

Achievement Program

Doug Burton dwburton1234@gmail.com

Convention Coordinator

Doug Burton dwburton1234@gmail.com

Highball! Editor

Rob Badmington highball@pnr.nmra.org

Superintendent's Report - Ed Molenkamp, Superintendent 6th Division

Hello everyone,

As we finally emerge from winter we embark on the "Spring Show Circuit" as I like to call it:).

With a full slate again, the 6th Division was in Saskatoon 2 weekends ago. Peter and Doug say it was a good show as always. Watch out for our booth in Moose Jaw coming up in a few weeks. There are more events posted on the PNR website so take the time to check it out.

Our booth's main purpose is to advertise for the PNR Regional Meet in Cranbrook. This Meet takes place from May 29-June 2. It looks like things are

shaping up quite well. The committee has been doing a great job to make this Meet successful and interesting. We have even confirmed clinicians coming in from as far away as New Brunswick, Michigan and Pennsylvania. Please see Rob's more extensive report in this Highball! and check out the website www.kootenayexpress2019.ca . I hope to see many of you there for a great time as always. We will continue to update you with Constant Contact emails as the schedule develops so you can begin making your travel plans.

From the Editor – Rob Badmington

I'm pretty sure that the February we just experienced was as cold and miserable throughout the 6th Division as it was here in Calgary. I count my blessings that I am retired and don't have to go out of the house unless I really want to. I tried to make the best of it and put my house-bound time to good use working on model railroad projects. I am happy to report that I have spent at least some time on my railroad every single day since Boxing Day. It might have been only ten minutes, and on most days it was a lot more, but I made some progress each time I went down to the basement. I worked on scenery, laid more track, built some cars and structures, did some wiring, chased down a few gremlins and even ran some trains. Along the way I also did a bunch of work on SUPERTRAIN, Kootenay Express 2019, and CMRS business. I even did venture outside on a few days to visit some layouts, participate in an operating session, attend a Proto Meet, Flea Market, and Mini-meet, and

attend a couple of meetings. How I ever used to find time to go to work, I still don't know. I guess the point is that I consider myself extremely lucky to be a model railroader and have such a wonderful variety of activities to amuse me. I hope you feel the same way.

Every time I send out a reminder to a long list of people that another Highball! is due, I always get my Inbox filled up with Area Reports, articles, and photos for these pages. However, there seems to be a gap in getting reports out of the Saskatoon area. If you live there and would like to send a couple of paragraphs with or without some photos about what is going on, it would be greatly appreciated. Of course, the same applies to any other areas of the Division, whether there is an existing reporter or not. If you have some news, please send it along.

Achievement Program Report - Doug Burton, 6th Division, PNR AP Chair

Well, it has been very busy since my last report. I was told it would only be a few people a year to look after. Well thanks to your participation it has been very busy and more than just a couple of people. I have sent off 6 Golden Spike Applications, Master Builder Motive Power, Master Builder Cars, Master Builder Structures and a few Merit Applications. If you have something you would like us to look at send me a note or talk to one of the guys.

Golden Spike Award

Mike Westren, Calgary
Dave Audley, Calgary
Rob Badmington, Calgary
Al Matchett, Calgary
Ray Clifford, Leduc County
Dale Armstrong, Swift Current

AP Certificates

Ray Clifford, Master Builder - Cars
Ray Clifford, Master Builder - Motive Power
Ray Clifford, Master Builder – Structures
Al Matchett, Model Railroad Engineer - Civil
Al Matchett, Model Railroad Engineer - Electrical

I had a good response to my request for Golden Spike assessors and AP Judges. Thanks guys for coming forward.

Doug Hunter Golden Spike Assessor and AP Civil judge Regina.

Jeff Betcher Golden Spike Assessor and AP judge Regina.

Cal Sexsmith Golden Spike Assessor and AP Civil judge Saskatoon.

Dale Armstrong Golden Spike Assessor and AP Civil judge Swift Current and beyond as Dale travels around the province.

There are a couple of others that are thinking about it right now.

Dale Sproule has been the man out and around Calgary and has assessed 3 Golden Spikes. Dale and Doug Wingfield have also been busy doing judging for AP. Roger Walker has also been assisting with judging

Thanks guys as I could not pull this off without all the help. Thank You

The good thing about this job is I get to see pictures of layouts and models that I would otherwise maybe not have a chance to see. I will touch on this more in my next column.

Area Reports

Edmonton - Mark Johnson

Apologies to the organizers of the many model railroad activities in the area - I haven't had the time to find out what's going on. Since I'll be travelling frequently for extended periods, I'd like to pass the position of Edmonton Area Reporter to someone else - contact our illustrious and patient editor to volunteer.

The MMRF Spring Swap Meet will be held at the Lion's Senior Centre on March 16 from 9-Noon. The tables sell out in days, if not hours, so there will be the usual wide variety of items on sale, and people are already planning for the Fall Meet!

Speaking of the Fall, the Greater Edmonton Model Train Show (GETS) is well into the planning

stages already. It will be held again at Sherwood Park's Millennium Place, September 14-15. Check the MMRF website at mmrf.ab.ca for the latest info.

The Edmonton Model Railroad Association is well into the construction of the Freight Shed expansion. The north end fire exit will be reinstated soon, so the popular Open Operating Sessions are running again, starting with a full day (8 hour) session on April 27. Contact Peter Ulvestad at ulvestad@telus.net if you'd like to join in the fun.

Calgary– Dale Sproule

I'll begin this Calgary area report with The Calgary Model Railway Society (CMRS). SUPERTRAIN is celebrating its 25TH ANNIVERSARY this year. It's has been the best thing for the Model Railroading Community in Calgary and area. CMRS recently hosted the annual Spring Layout Tour weekend. Unfortunately, due to the very cold weather, the turnout was less than expected, but to those souls who did venture out a big THANK YOU. We did have over 200 individual visits to the 10 layouts on display.

On the Calgary area NMRA Achievement Program scene, Rob Badmington, Mike Westren, and Dave Audley have received their Golden Spike Awards while Al Matchett has achieved his Certificates for Golden Spike, Electrical and Civil, well done guys! NMRA members: Don't forget, you don't need to bring your entry to any meet, it can be judged by the Long Distance Evaluation program where your entry is judged by a series of photos you submit or a Achieve men Program representative visits your location to conduct judging. Just contact our AP representative, Doug Burton and he will guide you through the process.

The Calgary Model Trainmen's Club continues to attract new members, 2 have become new members in the last 3 months, another 3 have applied for membership and one new youth and his Mom visited the club and will also become CMRS members. CMT is also going to install at least 3 Nginieering sound modules around the layout to match different structures such as a farm with cow sounds. Sound is an element besides smell that is missing from most layouts.

Calgary modelers enjoyed our annual Model Railroad weekend, March 1-3. The weekend started with the Proto Meet photo night where participants brought some of their best photos. Saturday was a full day event of Show and Tell viewing, some excellent prototype presentations such as: "The Trans- Canada Limited Rides Again", "Planning & Building a Prototype Inspired Layout", "Some Short Line Operations in Alberta – Pre 1930", and "Polystyrene: A Love Story" and door prizes galore! Finally, on Sunday, folks enjoyed the Calgary Model Trainmen's Club annual Flea Market (43 tables were sold and the much bigger crowd than in past years actually

stuck around and kept buying), followed by the CMRS mini-meet. Presentations this year were:

a: Don Thomas on CP Stations. Clinic illustrated some of the many types and styles of stations used by the Canadian Pacific Railway;

b: Roger Walker discussed "Scratch building a signal". This clinic consisted of a slide presentation on how he scratch built a replica of the intermediate signal between Sunalta and Brickburn;

c: Kevin Pyle on Scratch Building Structures from Cranbrook to Midway BC;

d: Geoff Southwood showed slides on railroading in New England in the 1960s and modelling ideas learned from them;

e: Doug Lee showed how to check and adjust car weight, couplers, and wheels so one's trains operate reliably;

f: Jeff Burk looked at different adhesives, glues and solvents and discussed features and benefits of the various types and how to use them in various facets of our hobbies.

Another favourite part of CMRS mini-meets is the "CMRS Kit Challenge" This participation idea involves CMRS members purchasing a craftsman kit for (as I recall \$35.00) and then getting back \$25.00 JUST FOR PARTICIPATING! This year's challenge was "Allie's Ice Cream", a wooden craftsman kit from KC's Workshop. To receive the refund of \$25 you had to have built it and displayed it at the Mini-meet. Most of the kits were modified by the builders and a great deal of craftsmanship and imagination was shown in the completed models.



Moose Jaw - Thunder Creek Model Railroad Club - Greg King

- 1) Our annual Moose Jaw Train Show – March 23-24, 2019 – at WDM details at: http://www.tcmrc.org/page_10785.html
- 2) The 101 Vulcan Steam Engine at the WDM has a new bell (original was stolen last fall): <https://discovermoosejaw.com/local/locomotive-bell-replaced-at-wdm>
- 3) The 101 Vulcan Steam Engine is scheduled to resume operation this spring (May long) with TCMRC members acting as Conductors.
- 4) More information on the only operating steam engine in Saskatchewan <https://wdm.ca/ride-the-101/>
- 5) A Good Samaritan anonymously returned the stolen bell in late February:

<https://www.dailyjaw.com/2019/03/05/stolen-train-bell-anonymously-returned/>



The TCMRC and Pacific Western Rail Systems are producing a Club Car similar to the one pictured here. Note the club's logo on the side of the prototype potash car. A limited number of cars are being produced in HO and N scale.

Lethbridge - Paul Smith

The Southern Alberta Model Railway Club continues to work on our various layouts. The HO scale layout crew is busy erecting trackside and industrial buildings as well as refining the electrical system and track arrangements. The N scale layout crew has completed the main line and several sidings on the expansion. Wiring is underway and scenery will likely start in the spring. We managed to run some trains on the expansion just before Christmas. See the photos of a BNSF stack train followed by an NS coal train on the circuit around Mount Doom (for now, Highball readers will have to imagine the towering peak, the boiling lava flows and the soaring pterodactyls). We plan to start putting up a ceiling loop for G scale during the coming months.

We will be holding our Open House at the clubhouse in Gyro Park on Saturday, March 16 and Sunday, March 17 (1100 to 1600 hours both days). Please join us if you're in Lethbridge on those days. Our regular meetings are held on Tuesdays starting at 1900.



Olds - Didsbury - Carstairs - Rick Astle

Members of the Mountain View Model Railroad Club have been working diligently to complete a few updates to the club layout located on the second floor of the Didsbury Museum as well as preparing a new portable HO layout for SUPERTRAIN and Carstairs 2019.

The 'Prairie Pack-it and Place-it Layout' (photo) as it has become known was showcased by club members at Showcase Olds on February 12th as part of the clubs display. Members are still fine tuning the scenery and it will be ready for SUPERTRAIN April 13/14 and Carstairs 2019 May 25/26.

Carstairs 2019 is beginning to fill with several new railroad offerings this year and an expanded R/C car display with 1:18 scale Short Stadium

Trucks, 1:28 scale realistic cars and 1:35 scale miniature crawlers to excite the child in all of us.

Anyone interested in what the club has to offer to both the analogue and digital command enthusiast with or without a home layout, being part of Carstairs 2019 or looking to tour the museum layout can obtain the details by visiting the club's web page www.mvmrc.ca or contacting Rick directly. .



Airdrie / Iron Horse Park - Greg Orme

I know that Rodent said we would have an early spring but I don't recall him saying it would be this cold. Last February when I wrote my report we were up to our you know what in snow. This year we are in a deep freeze that we have not seen in a number of years. Last year here at Iron Horse Park we had to cancel our Frostbite Run due to too much snow and this year we cancelled due to the extreme cold.

Regardless of the weather we have been extremely busy working on a number of locomotives in preparation to this year's opening on the May long weekend.

This year looks like it will be the year for steam with no less than four steamers being worked on over the winter months. In the shop right now is the club owned Northern along with a member-

owned Mallet. On the other side of the station are a Heisler and a Shay.

Of course once again we are also making preparations for our attendance at this year's upcoming 2019 SUPERTRAIN. So as you can see even though the weather has not cooperated we have still been keeping ourselves busy.

As in my previous reports I have always mentioned that we are always looking for new members or volunteers to help us out at the park so if you have a bit of time and would like to get involved, we would happy if you would consider joining us. Information is available on our website or come see us at our display at SUPERTRAIN.



Swift Current – Dale Armstrong

I model no specific area. The towns are named after the area where I'm from, Boissevain Manitoba which is farming country.

I model CP up to the mid 60's before action orange came along. I also have an interchange with CN and Great Northern.

My layout isn't big, 11 x 13, but big enough to keep me busy.. It has some switching but I lean more towards my favourite part which is scenery.

My layout is DCC, Prodigy Advance, and all engines have sound. Track is Atlas code 100 with Peco switches.

I'm a lone wolf here, but hope I can meet some other model railroaders in the area.



New Blog Link: Rupert James has some great photos, modelling tips, and ideas he shares here:
<https://rupertsinsights.blogspot.com/>

The Steamship Kokanee: An HO scale Scratchbuilt Model

The steamship *Kokanee* was a sternwheeler built at the Nelson shipyard, launched on April 7, 1896 and was in service from 1896 to 1923 on Kootenay Lake. She was owned by the Columbia and Kootenay Steam Navigation Company Limited. Her immediate rival was the *International* operated by the International Navigation and Trading Company, and on numerous occasions they were reported to have raced. In 1897, Canadian Pacific Railway purchased the Columbia and Kootenay Steam Navigation Company in its entirety as part of its development of rail service to the Kootenays. The railway continued steamer operation in the region.


This model was scratchbuilt representing the *Kokanee* as she sailed on Kootenay Lake. The primary reference for this project was the book *Sternwheelers and Steam Tugs: An illustrated History of the Canadian Pacific Railway's British Columbia Lake and River Service* by Robert D. Turner published in 1984 by Sono Nis Press.

Plans

Turner's book contains a line drawing of the *Kokanee* inside the front and back covers. There are also drawings of the hull configuration on page 40. These were the primary source for the majority of the construction supplemented with photos from the book and internet sources.

Hull Construction

The first order of business was to loft the water lines to HO scale to facilitate hull construction. The hull configuration is on page 40 of Turner's book. Using the drafted drawings, I constructed the hull using the bread and butter method of construction, planking the hull with individual boards after I was satisfied with the shape.



Freight Deck

Once the hull was constructed, the freight deck was cut from a thin plank and glued onto the hull. Symmetry was ensured by drawing one half of the deck and using it as a template for the opposite side of the deck. A sheer-plank made from stripwood was glued to the edge of the deck. Stripwood was also used to construct the heavy beams that support the paddlewheel assembly at the stern.


The visible areas of the deck were planked with individual boards with blackened edges representing the caulk between individual planks.



The main structure of the freight deck was constructed with matte board for the walls. The windows and freight doors seen amidships on either side of the vessel are from Rusty Stumps Scale Models. The starboard freight door was built in a slightly open position with stacks of shipping crates from Rusty Stumps Scale Models just inside. The doors from the engine room to the stern for access to the paddlewheel were scratchbuilt with the addition of Rusty Stumps Scale Models windows.




At the bow, the doors leading into the boiler room were scratchbuilt. There are two sets of stairs leading to the passenger deck, one on either side of the ship, that were constructed from Rusty Stumps Scale Models staircases. The capstan and bitts at the front of the freight deck were scratchbuilt from photographs found in Turner's book and the internet. The wales at the bow were built board on board with stripwood.



Paddlewheel Construction

Construction of the paddlewheel was one of the more challenging subassemblies. A circle was drawn with radii at 20-degree intervals to serve as a template over which the wheels were built. The wheels were made with stripwood and styrene. The paddlewheel cover consists of styrene with cardstock sides. The connecting arms from the engine to the paddlewheel were quartered to complete the assembly.



Passenger Deck

Once the freight deck was completed the passenger deck was cut from styrene and glued on top of the freight deck superstructure. The waterway was made from styrene strip glued to the edge of the deck. The passenger deck structure was made from a wood plank cut to shape and sanded to match the contour of the deck. This was then laminated with styrene for the sides.

The passenger deck has a large number of windows with a slight arch at the top. I was unable to find a suitable window commercially so I scratchbuilt a master and made a rubber mold for resin casting. I did the same for the doors on the passenger deck and the pilot house. Hog posts and guy wires supporting the paddlewheel assembly were then added before cutting the next deck.

The passenger deck has railing along its entire length. This was constructed with styrene strip and bridal tulle. The railing was built off the model and added as one piece on each side of the deck after the upper deck was added to the model.



Skylights

There are skylights allowing sunlight into the passenger deck structure. The windows are small and there are a lot of them. I had them laser cut for me by Darryl Jacobs at Interaction Hobbies. Once they were assembled the uppermost deck was added. I used a product called Kristal Klear for the window panes. It is a liquid that looks like white glue that is applied by using a toothpick to draw a drop of it across the window opening. It is white when first applied but dries clear.



Pilot House, Stack, and Guy Wires

The pilot house was the last structure to build. Details, such as the ship's wheel, are from Sea Port Model Works. A pilot was also painted and added before closing the interior with a roof. The stack was made from a styrene tube wrapped with half-round styrene rod. The whistle is from Sea Port Model Works. Masts and guy wires were added at this point.



Ship's Boats and Davits

The ship's boats were resin cast using as the master a boat left over from an old model that I built many years ago. The boat covers were made from tissue paper glued to the wales. The davits are from Sea Port Model Works, reshaped and modified with the addition of styrene mounts for the deck. Block and tackle rigging were also added.



Details

Cleats, bumpers, ropes, eyebolts, and the spotlight were last details added to complete the project. The cleats are from Sea Port Model Works. The bumpers were made from stripwood and positioned for sailing. The ropes on the side of the freight deck structure were made from monofilament line and eyebolts from soft wire. The large spotlight forward of the pilot house on the upper deck is from MV Products.

Paint

The ship was painted white with brick red trim. The upper and passenger decks were painted deck tan to simulate canvas which, according to my research, is the likeliest material that was used on the surface of the decks.

Conclusion

This concludes a brief overview of the construction and the techniques that were used to build this model. As with any large project breaking it down into subprojects helped to keep it from being overwhelming. Many of the techniques described, such as resin casting, were things that I had just read about but until this project had not tried. A project of this nature is a good way to learn new building methods. Finally, when tacking a project like this, one shouldn't be afraid to make mistakes and do over again. It is only through repeated efforts that one develops new skills and achieves a higher level of modelling.



Kootenay Express 2019, PNR Regional Convention Cranbrook, BC, May 29 – June 2, 2019

With less than three months to go before PNR's annual Convention kicks off in Cranbrook, BC, new activities are being added to the program almost daily. Cranbrook is a modern city of over 20 thousand people, nestled in a wide valley between the Rockies and Purcell Mountain Ranges. There is definitely something for everyone, ranging from museums, golf, outdoor recreation, and sightseeing. For a taste of what awaits you, please visit <http://cranbrook.ca/visitors/>.

Almost two dozen clinics are planned, on a wide range of modeling and prototype subjects. There will also be a hands-on "Modeling with the Masters" clinic giving attendees the opportunity to work with Master Model Railroader Fred Headon to build their own take home project. Clinics are scheduled from Wednesday evening through Saturday afternoon.

NMRA Canada has scheduled its Annual General Meeting to take place on Friday morning, with or 6th Division AGM planned for Thursday evening.

Contests, AP evaluation, and Show & Share will be highlighted at the convention. Full details of the contests are on the website. Judging and AP evaluations will take place on Saturday morning. The public Train Show is scheduled for Saturday and Sunday.

Two different prototype tours have been confirmed. The Cranbrook History Centre is right beside the Convention Hotel and your convention nametag will allow unlimited access to the museum and rail cars during the days of the convention. For a behind the scenes look at the 28 car collection of passenger cars from the Golden Age of Travel, the Down 'n' Dirty tour is designed for those SERIOUS modellers that want to get down from the platforms and vestibules and focus on the details of the exterior of the cars. A different type of experience awaits those who take the tour of the Sullivan Mine and Powerhouse in nearby Kimberly. From its discovery in 1892 until it's closing in 1992, the Sullivan mine produced over \$20 billion worth of lead, zinc, and silver. Now, the underground railway has been restored as a tourist line to take riders up the valley to the mine and powerhouse, to learn about hard rock mining and some of the equipment, and see the giant compressors and generators that ran the mine.



The Banquet on Saturday evening will be a fun filled event with great food, awards presentations, socializing, and will be capped off with a fascinating talk by Jim Cullen. Jim's life-long passion for trains has led him to a career in rail preservation and museums. His presentation will focus on the lighter side of railway preservation and will feature some memorable personalities, railway museum misadventures, and what the future holds for railway preservation.

One of the best things about attending a model railroad convention is the opportunity to meet friends, old and new. Socializing starts off on Wednesday May 29 with the popular Ice Cream Social. A very active Non-Rail program is planned, with a Movie night on Thursday evening and Bingo night Friday evening, along with the usual crafts, puzzles, and cards. A special "High Tea" is planned for Friday afternoon.

The registration desk will open Wednesday morning. All the latest details on the Convention are posted on the website: <https://www.kootenayexpress2019.ca/>. It is the Convention Committee's goal to offer you more activities than you can fit into your schedule. But whatever you choose to do, please make sure you leave some time to renew acquaintances and make some new friends. After all, isn't that what it's all about?



Upcoming 2019 Events in the 6th Division (and a couple in the 7th)

See all the PNR events and our most recent additions at www.pnr.nmra.org

Mar 16, (Sat), Edmonton, AB

MMRF Spring Swap Meet: Central Lion's Senior Citizens Recreation Centre 11113 113 St. 9AM-Noon, Admission \$3.
Info:- Ric Francoeur, swapmeet@mmrf.ca Ph. 780-458-1032, www.mmrf.ab.ca

Mar 16-17, (Sat-Sun), Lethbridge, AB

Southern Alberta Model Railway Club Open House, at the club building in Gyro Park, 15th Street and 10th Avenue A South. 11:00 am to 4:00 pm both days.

Mar 23-24, (Sat-Sun), Moose Jaw, SK

Model Train Show. Sponsored by the Thunder Creek Model Railroad Club. Western Development Museum, 50 Diefenbaker Drive. The museum is open from 9 a.m. to 5 p.m. Admission is \$10.00 for adults which then provides full access to the show and all museum exhibits. There is no charge for show participants or vendors who may rent tables for a small fee. Info:- www.tcmrc.org

Apr 13-14, (Sat-Sun), Calgary, AB

SUPERTRAIN 2019, Canada's Largest Model Train Show. 9 AM to 5 PM both days. Genesis Centre, 7555 Falconridge Blvd. NE, Calgary. FREE PARKING at McKnight-Westwinds C-Train Station with free shuttle. Adult - \$15, under 16 - free. Over 70,000 sq. ft. of operating layouts, exhibits and displays, railroad artists, hobby shops, model manufacturers, demonstrations, clinics, museums and railroad historical associations, Lego and Thomas Play Area, garden railways, ride-on trains, and much more. Info: www.supertrain.ca or email to info@supertrain.ca

Apr 27-28, Prince Albert, SK

2019 Prince Albert Model Train & Hobby Show at the Prince Albert Golf & Curling Club. 900-22nd St E Saturday 9-5; Sunday 10-5. info:- riverxingnorth.webs.com/

May 3-5, Burnaby, BC

Railway Modelers Meet of British Columbia (RMMBC) at Simon Fraser University. The emphasis is primarily on "modelling," as the name implies, with many interesting clinics, layout tours, and operating sessions. Full information and registration is at: railwaymodellermeeetofbc.ca/

May 4-5, (Sat-Sun) Regina, SK

Regina Railfest 2019, Over 25,000 sq. ft. of model railroad layouts, displays, exhibits, and vendors! Saturday 9:00 a.m. - 5:00 p.m. Sunday 9:00 a.m. - 4:00 p.m. Adults - \$10, Youth (5-16) - \$5, Children (4 and under) – FREE, Families - \$20 (2 adults and up to 3 youth or children). Caledonian Curling Club, 2225 Sandra Schmirler Way,. <https://echov.godaddysites.com/railfest-2019> or contact Tyler Smith smithtyler@sasktel.net

May 25-26 (Sat-Sun), Carstairs, AB

Model Railroad and Hobby Extravaganza, Carstairs Curling Club, 350 11 Ave. Saturday 10am to 5pm and Sunday 10am to 4pm. \$5.00 per person with 5 and under free. Info:- Rick, 1mvmrc@gmail.com, 403-556-8121 (home), 403-507-3314 (cell)

May 29 - Jun 2, Cranbrook, BC

The Kootenay Express 2019 Pacific Northwest Region Convention at the Prestige Inn. Clinics, model contest, AP evaluations, prototype and layout tours, train show, banquet, and much more. Full fare registration is \$139. Youth/Companion fare is \$65. Banquet Buffet is \$38 per person. Prototype tours are extra. For Registration Form and additional information and updates see: www.kootenayexpress2019.ca